

The number of pupils is stable compared to the previous school year

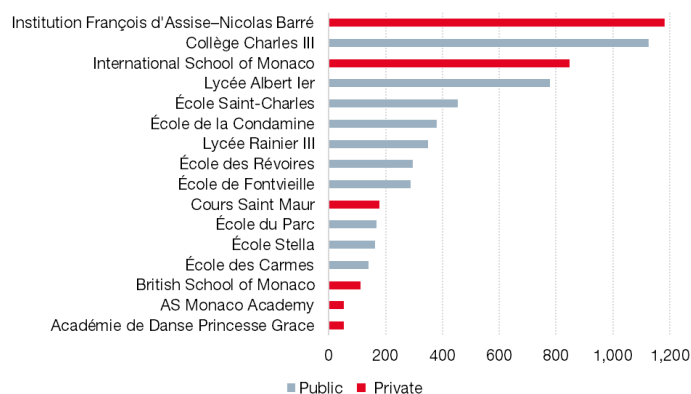
At the start of the 2025–26 academic year, the Monegasque education system has 6,566 pupils in primary and secondary education. Of these, 63.0% attend public schools and 37.0% attend private schools. The distribution between boys and girls is balanced, with 50.7% boys and 49.3% girls.

The number of pupils remains stable compared with the previous school year (+1). The private sector records a more significant increase in enrolment, with 89 additional students (+3.8%), while the public sector records 88 fewer children (–2.1%). The Institution François d’Assise – Nicolas Barré, which provides education from nursery school to secondary school on two separate sites, remains the largest school, with 1,182 pupils, representing 18.0% of total enrolment. It is followed by the Collège Charles III (1,125 students, or 17.1%), the International School of Monaco (848 children, or 12.9%) and the Lycée Albert 1^{er} (778 pupils, or 11.8%).

Primary classes (CP to CM2, roughly equivalent to Years 2 to 6) include 2,071 pupils, representing 31.5% of total enrolment in 2025–26. Eight out of sixteen schools provide primary education in the Principality. Lower secondary education includes 1,848 students (28.1% of the total). Upper secondary general and technological education comprises 1,336 children (20.3%), while the second cycle of vocational education contains 282 pupils (4.3%).

Finally, 63 pupils receive special needs education through Adaptation and School Integration Classes (AIS), Localised Units for School Inclusion (ULIS) and Specialised General and Vocational Education Sections (SEGPA), representing 1.0% of students enrolled in Monaco in 2025–26.

1. Number of pupils in education by establishment and sector in 2025-26



Sources: Department of Education, Youth and Sport, Monaco Statistics

2. Enrolment by level of education and sector in 2025–26

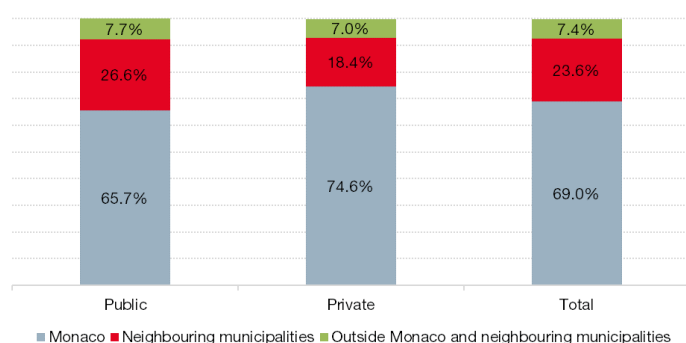
	Public	Private	Total
Primary	1,886	1,169	3,055
Pre-school classes	605	361	966
Primary classes	1,263	808	2,071
Special needs education (AIS, ULIS and SEGPA)	18	0	18
Secondary	2,253	1,258	3,511
Lower secondary education	1,121	727	1,848
Upper secondary (general and technological)	822	514	1,336
Upper secondary (professional)	265	17	282
Special needs education (AIS, ULIS and SEGPA)	45	0	45
Total	4,139	2,427	6,566

Note: the special needs education mentioned are only offered in the public sector.

Sources: Department of Education, Youth and Sport, Monaco Statistics

More than 4,500 pupils reside in Monaco, representing nearly 7 out of 10

3. Distribution of pupils by area of residence and sector in 2025-26



Sources: Department of Education, Youth and Sport, Monaco Statistics

For the 2025–26 school year, more than 4,500 pupils reside in Monaco, representing nearly seven out of ten pupils.

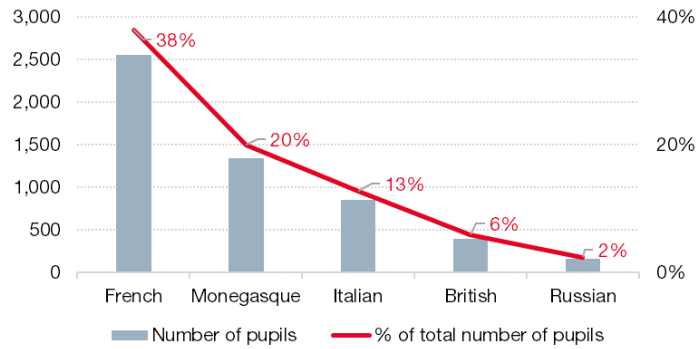
A total of 23.6% of children live in municipalities bordering the Principality (Beausoleil, Cap-d’Ail, La Turbie and Roquebrune-Cap-Martin).

The proportion of pupils living in Monaco is higher in the private sector than in the public sector, at 74.6% and 65.7%, respectively.

Conversely, residents of neighbouring municipalities are more represented in public schools, accounting for 26.6% of pupils, compared with 18.4% in private schools.

38.0% of students are French

4. Distribution of pupils according to the five most represented nationalities in 2025-26



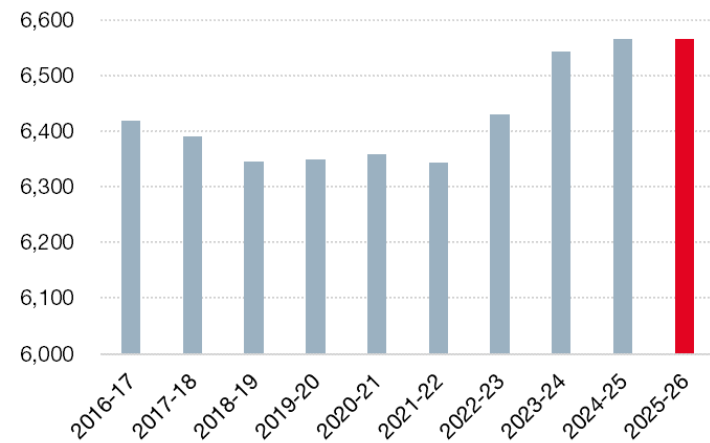
Sources: Department of Education, Youth and Sport, Monaco Statistics

Like Monaco itself, its schools are cosmopolitan and welcome no fewer than 92 different nationalities in 2025–26. French students are the most numerous, with more than 2,500 pupils, representing 38.0% of total enrolment. They are followed by Monegasque (1,341 pupils, or 20.0%) and Italian (854 pupils, or 12.7%). In addition, two other nationalities together account for more than 500 children: British, with 399 pupils (5.9%), and Russian, with 162 pupils (2.4%).

Monegasque, French and Italian students are mainly enrolled in public schools, accounting for 79.9%, 74.4% and 54.8%, respectively. By contrast, British children are more likely to attend private schools, with 74.4% of them attending in the private sector.

A constant number of pupils since the start of the 2023-24 academic year

5. Ten-year trend in student numbers

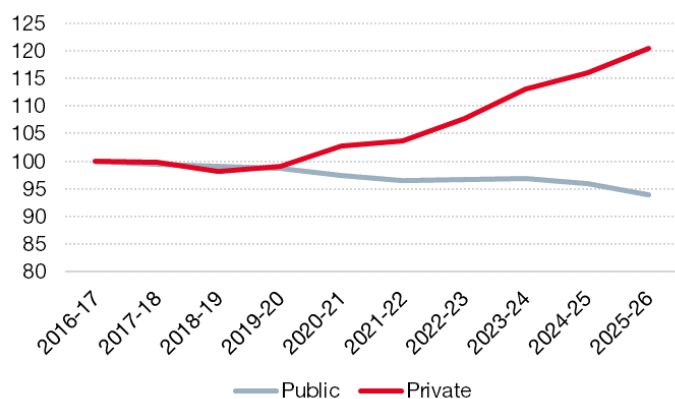


Sources: Department of Education, Youth and Sport, Monaco Statistics

Over the decade, school enrolment fluctuated between 6,300 and 6,500 students. After a period of stability between 2018–19 and 2021–22, an increase began at the start of the 2022–23 school year, with 87 more pupils than in the previous year, followed by a further increase of 113 pupils between 2022–23 and 2023–24. This growth was mainly due to the opening of the British School of Monaco and the expansion of the International School of Monaco's capacity following their move to larger premises. These two schools alone accounted for 102 of the 113 additional children recorded between 2022–23 and 2023–24. Since then, the number of pupils has remained stable.

6. Ten-year trend in pupil numbers by sector

Index base 100 in 2016-17



Reading: the number of pupils enrolled in private schools has increased by 20% since 2016–17 (index 120 in 2025–26); over the same period, the number of pupils in state schools has fallen by 6% (index 94).

Sources: Department of Education, Youth and Sport, Monaco Statistics

In the private sector, enrolment increases gradually over the entire period. After a slight decline around 2018–19 and 2019–20, the trend rises again from 2020–21 onwards. The increase becomes more pronounced from 2023–24, reaching 2,427 pupils in 2025–26, the highest level observed over the last ten years. Here again, the opening of the British School of Monaco and the expansion of the International School of Monaco drive this growth.

In the public sector, enrolment shows a slight downward trend over the decade. Until 2019–20, figures remain around 4,350 to 4,400 students, reflecting a relatively stable situation. From 2020–21 onwards, a more marked decline appears, falling to 4,288 pupils. The decrease continues until 2025–26, reaching 4,139 pupils, the lowest level of the decade.

Definitions

The school population in Monaco includes primary and secondary school pupils attending public and private establishments.

The private sector comprises establishments under contract (subsidised by the Monegasque State) and two private establishments not under contract (free to set their own curricula and recruit their own staff).

Primary education includes pre-school and elementary education. Secondary education includes education provided in middle schools (first cycle) and in general, technological or vocational high schools (second cycle).

