

Residents in 2025

The Principality has 38,857 residents



38,857 residents in Monaco in 2025



+ 1.1% compared to the 2024 population census, or **434** additional people

2024-25

19,127 men
or **49.2%**



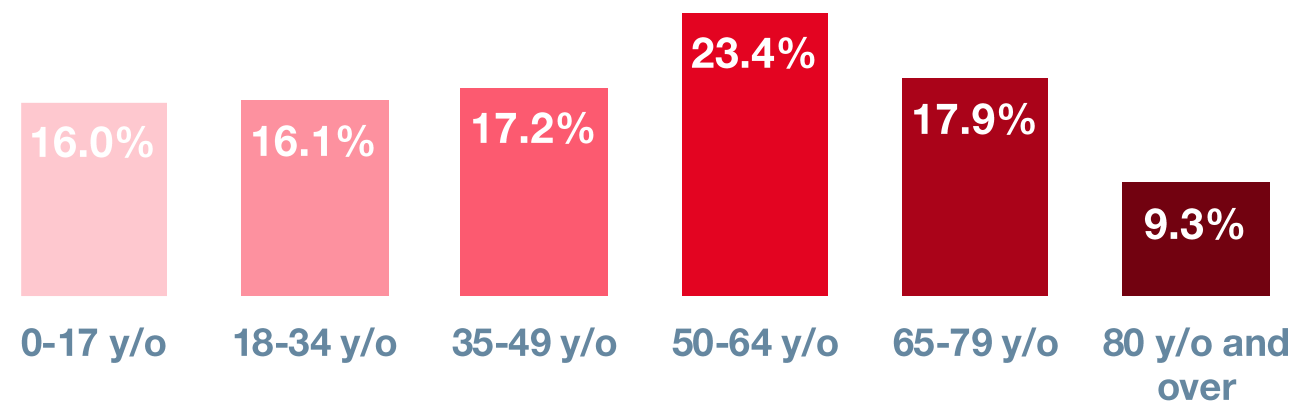
19,730 women
or **50.8%**

Source: Monaco statistics – population census

Residents are 47 years old on average



47.2 years old on average
(46.5 y/o for men and 47.7 y/o for women)



50.6% of married people among residents aged 18 and over

Source: Monaco statistics – population census 2025

Nearly a quarter of residents are of Monegasque nationality

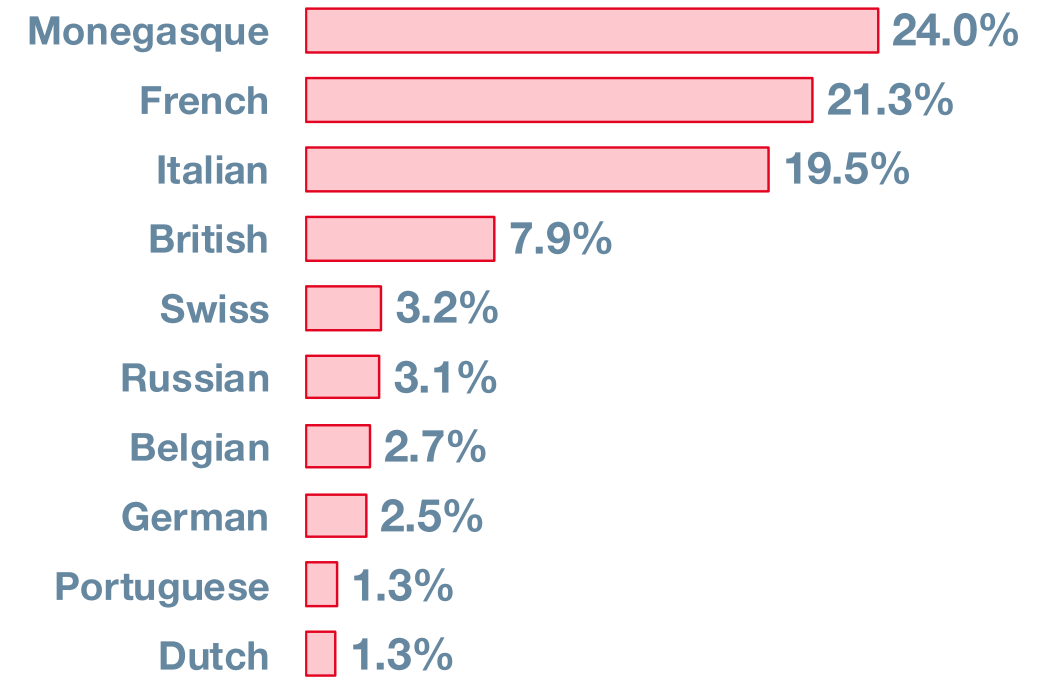


144 different nationalities



9,333 Monegasque nationals

The 10 most represented nationalities

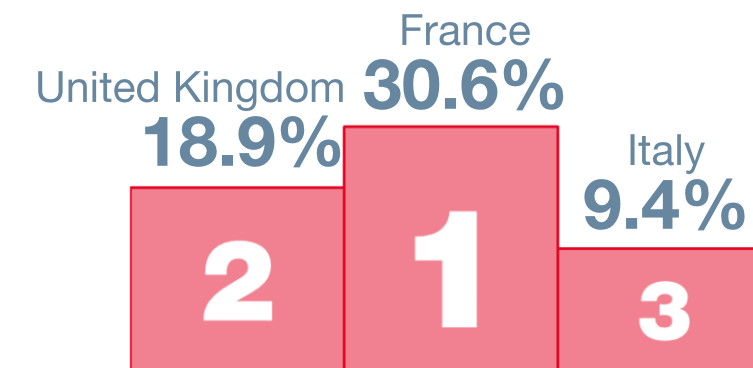


Note: Some residents hold multiple nationalities. In such cases, they are counted in as many communities as they have nationalities. However, Monegasques, whether they hold a single nationality or multiple nationalities, are counted solely as 'Monegasques'.

Source: Monaco statistics – population census 2025

Residents aged 18 and over arrived since 2023

Top 3 countries of origin for new residents over the age of majority



44.7 years old on average for new adult residents (18+)
(46.1 y/o for men and 43.3 y/o for women)

Note: 'New residents' are defined as residents aged 18 or over who settled in Monaco between 2023 and 2025 and are still living here as of the 31st of December 2025.

Source: Monaco statistics – population census 2025