

MONEGASQUE DEMOGRAPHY OBSERVATORY

April 2026

2025

Table of Contents

Introduction	3
Key figures 2025	4
1. Population change and structure	5
1.1. Population change 1951–2025	5
1.1.1. Nearly 9,950 Monegasques as of the 31 st of December 2025	5
1.1.2. Growth linked to changes in legislation	6
1.2. Structure de la population monégasque en 2025	7
1.2.1. One out of two Monegasque is over 47 years old	7
1.2.2. Nearly 94% of Monegasques live in the Principality	8
1.2.3. Nine out of ten living Monegasques were born in Monaco or in France	9
1.2.4. One it two adult Monegasque is married	9
2. Natality and fertility	11
2.1. The birth rate in 2025 continues to drop	11
2.2. Mean age of parents at birth	12
2.2.1. Mean ages of mothers at first childbirth and at birth have been increasing since 1950	12
2.2.2. Mean ages of fathers at first childbirth and at birth have been increasing since 1970	13
2.3. Fertility	14
2.3.1. A fertility still declining: 2.0 children per woman in 2023-25.....	14
2.3.2. Fertility increasingly delayed	15
3. Deaths and life expectancy	16
3.1. Mortality in 2025 above its ten-year average	16
3.2. Life expectancy and mean age at death	17
3.2.1. Life expectancy at birth exceeds 88 years.....	17
3.2.2. The mean age at death reaches its highest point	19
4. Marriages and divorces	20
4.1. Marriages	20
4.1.1. The nuptiality rate is on the rise again after two years of sharp decline.....	20
4.1.2. The majority of marriages are between a Monegasque and a French national.....	21
4.1.3. More than 9 out of 10 marriages celebrated in Monaco in 2020-25	21
4.1.4. Singulate mean age at marriage has fallen slightly over the past five years	22
4.2. Divorces	23
4.2.1. The gross divorce rate is rising.....	23
4.2.2. Nearly half of 1990-1999 marriages have ended in divorce	24
5. Population and mode of acquisition of nationality	25
5.1. More than two thirds of Monegasques acquired nationality through filiation	25
5.2. 21 acquisitions of nationality by Sovereign Order of Naturalisation in 2025	26
5.3. More than two thirds of those eligible in 2011 have acquired nationality through marriage	27
5.4. Since 2012, two thirds of men and eight out of ten women have acquired nationality through marriage	28
Annexe : International comparison of the main demographic indicators	29
Definitions	30

Introduction

The Demography Observatory is the result of a collaboration begun in 2012 between Monaco Statistics, the Registry Office (Nationality) and the IT Department at Monaco City Hall.

The aim of this study is to present a demographic overview of the Monegasque population using various indicators that are standard in this field. It covers exclusively Monegasque nationals, thus excluding all foreign residents. The data were prepared as of 31 December 2025. Unless otherwise noted, the historical data used date back as far as 1950.

Legislative developments in the field of transmission and acquisition of Monegasque nationality, given the size of the population, have a visible effect on the main annual demographic data. The years following a change in the law are therefore not representative of a trend and should be interpreted with caution. It should be noted that the latest law amending the acquisition of nationality by marriage¹ came into force on 1 July 2022 and that its effects will be visible from 2032.

The small size of the Monegasque population implies that some indicators vary widely from one year to the next. It is therefore advisable to consider data across several years.

Minimal differences relating to an annual data point may appear between two publications of the Demography Observatory. They may be the result of life events (births, marriages, divorces, deaths) which occur outside the Principality and are not therefore transcribed² into the Monegasque Registry Office records until after the annual observatory is published. The data presented in each publication represent the latest information available at the time of publication and supersede the data given the previous year.

¹ Law No. 1.512 of 3 December 2021 on the acquisition of nationality by marriage changes the time limit for acquiring nationality by marriage to twenty years instead of ten years.

² See Definitions: transcription

Key figures 2025

The Principality has 9,959 Monegasques

 **9,959** people of Monegasque nationality
in 2025

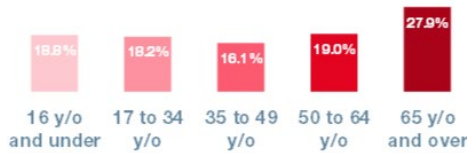
 **76** additional Monegasques or **+0.8%**
2024-25

4,570 men
or 45.9%




5,389 women
or 54.1%



 **45.3 years old** on average
(42.3 y/o for men and 47.9 y/o for women)




Sources: Monaco City hall, Monaco Statistics

More deaths than births in 2025

 **84** births of Monegasque children
in 2025

-  **45** boys
-  **39** girls

 Mothers are **32.3 years old**
in 2025 on average at the birth of their first Monegasque child

 **93** Monegasques died
in 2025

- 37** men
- 56** women

 **88.5 years** of life expectancy at birth for
2023-25 Monegasque nationals

 **86.4 years**
2023-25 for men

 **90.6 years**
2023-25 for women

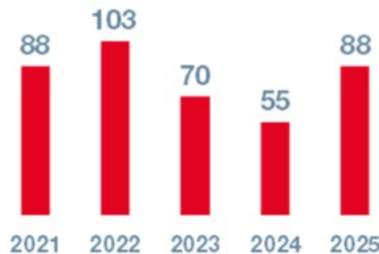
Sources: Monaco City hall, Monaco Statistics

The number of marriages is rising for the first time in 3 years



88 marriages
in 2025

8.8‰ nuptiality rate



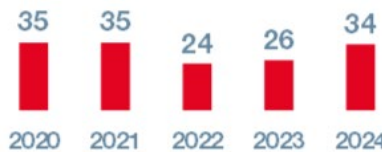
32.6 y/o average age for men at first marriage

31.5 y/o average age for women at first marriage



34 divorces
in 2024

3.4‰ gross divorce rate



Notes:
Civil marriages and divorces are considered where at least one of the spouses is Monegasque at the time of the event.
Given the delays inherent in the legal procedures, the number of divorces in 2025 is not definitively known.

Sources: Monaco City hall, Monaco Statistics

1. Population change and structure

1.1. Population change 1951–2025

1.1.1. Nearly 9,950 Monegasques as of the 31st of December 2025

Table 1. Change in the number of Monegasques by gender and sex-ratio³

	Annual						
	Total	evolution	Men	Proportion	Women	Proportion	Sex ratio
1951	3,004	n.a.	1,197	39.8%	1,807	60.2%	66.2
1960	3,787	0.6%	1,498	39.6%	2,289	60.4%	65.4
1970	4,289	1.8%	1,656	38.6%	2,633	61.4%	62.9
1980	4,974	0.9%	1,941	39.0%	3,033	61.0%	64.0
1990	5,863	0.9%	2,310	39.4%	3,553	60.6%	65.0
2000	7,175	2.7%	3,051	42.5%	4,124	57.5%	74.0
2001	7,334	2.2%	3,135	42.7%	4,199	57.3%	74.7
2002	7,424	1.2%	3,171	42.7%	4,253	57.3%	74.6
2003	7,512	1.2%	3,217	42.8%	4,295	57.2%	74.9
2004	7,716	2.7%	3,318	43.0%	4,398	57.0%	75.4
2005	7,842	1.6%	3,383	43.1%	4,459	56.9%	75.9
2006	7,994	1.9%	3,452	43.2%	4,542	56.8%	76.0
2007	8,103	1.4%	3,499	43.2%	4,604	56.8%	76.0
2008	8,212	1.3%	3,552	43.3%	4,660	56.7%	76.2
2009	8,280	0.8%	3,570	43.1%	4,710	56.9%	75.8
2010	8,346	0.8%	3,606	43.2%	4,740	56.8%	76.1
2011	8,389	0.5%	3,622	43.2%	4,767	56.8%	76.0
2012	8,675	3.4%	3,823	44.1%	4,852	55.9%	78.8
2013	8,837	1.9%	3,908	44.2%	4,929	55.8%	79.3
2014	8,951	1.3%	3,969	44.3%	4,982	55.7%	79.7
2015	9,050	1.1%	4,005	44.3%	5,045	55.7%	79.4
2016	9,160	1.2%	4,065	44.4%	5,095	55.6%	79.8
2017	9,259	1.1%	4,128	44.6%	5,131	55.4%	80.5
2018	9,326	0.7%	4,179	44.8%	5,147	55.2%	81.2
2019	9,486	1.7%	4,285	45.2%	5,201	54.8%	82.4
2020	9,571	0.9%	4,350	45.4%	5,221	54.6%	83.3
2021	9,611	0.4%	4,385	45.6%	5,226	54.4%	83.9
2022	9,686	0.8%	4,423	45.7%	5,263	54.3%	84.0
2023	9,790	1.1%	4,471	45.7%	5,319	54.3%	84.1
2024	9,883	0.9%	4,523	45.8%	5,360	54.2%	84.4
2025	9,959	0.8%	4,570	45.9%	5,389	54.1%	84.8

Sources: Monaco City Hall, Monaco Statistics

As of December 31st 2025, the Principality counts 9,959 Monegasques.

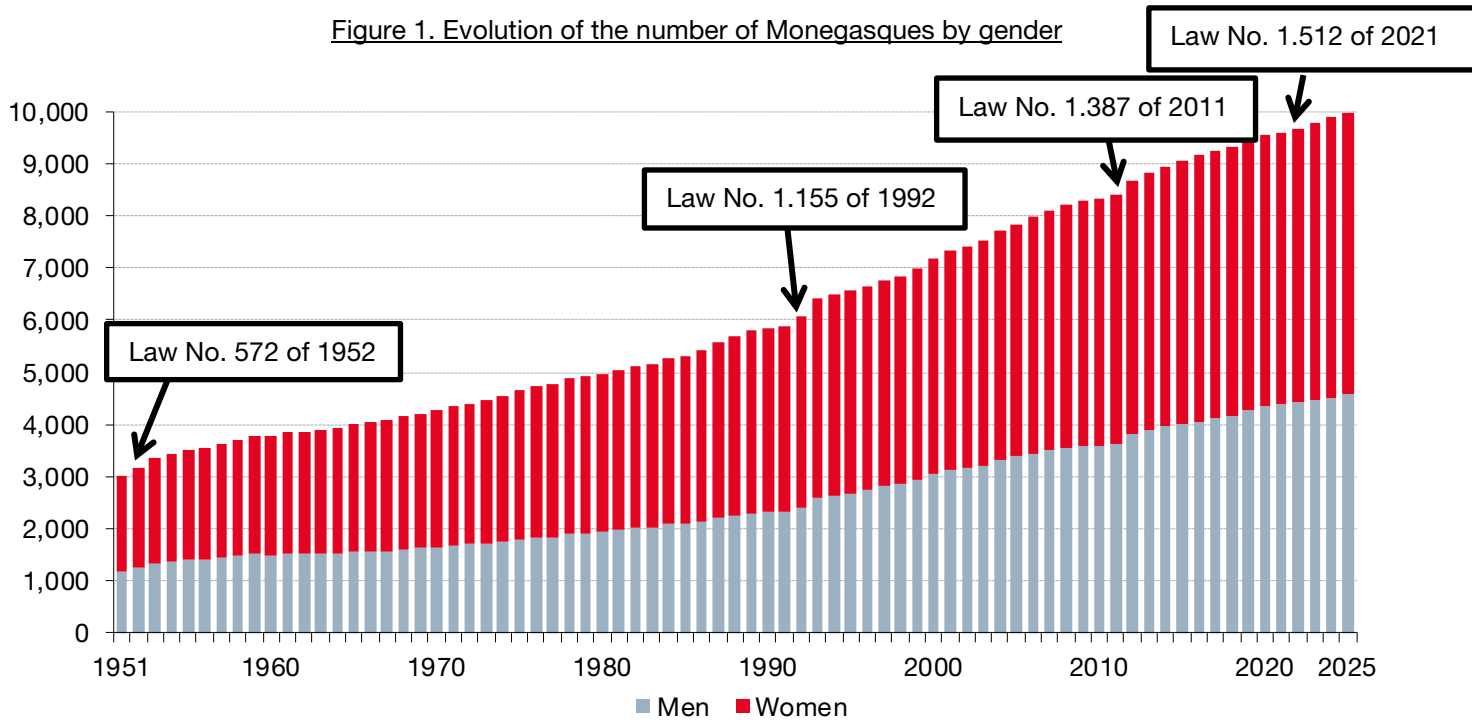
The population has increased by 79 people, or 0.8%, over the past year, a rise similar to the average seen over the last ten years.

Women remain in the majority (54.1%), with a sex ratio of 84.8 men per 100 women.

³ See Definitions p.30: sex-ratio

1.1.2. Growth linked to changes in legislation

Figure 1. Evolution of the number of Monegasques by gender



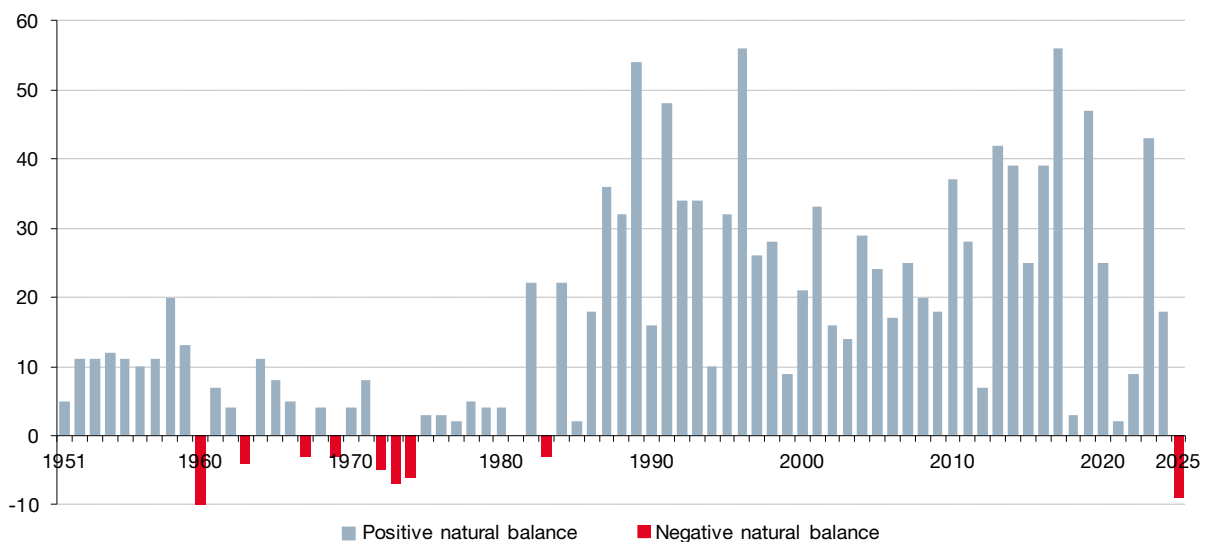
Sources: Monaco City Hall, Monaco Statistics

Since 1951, three legislative changes have had a significant impact on the number of Monegasques: 1952, 1992 and 2011. Apart from these years, the population has grown steadily.

The Law No. 1.512 of 3 December 2021 on the acquisition of nationality by marriage, which extends from ten to twenty years the duration of marriage to acquire nationality, only came into force on 1 July 2022. Thus, its effects on population growth will only be visible from 2032.

Women have always been in the majority, although the proportion of men is slowly but regularly increasing to reach 45.9% today, notably due to the change in the legal framework in December 2011⁴.

Figure 2. Movements in the natural balance of Monaco's population



Sources: Monaco City Hall, Monaco Statistics

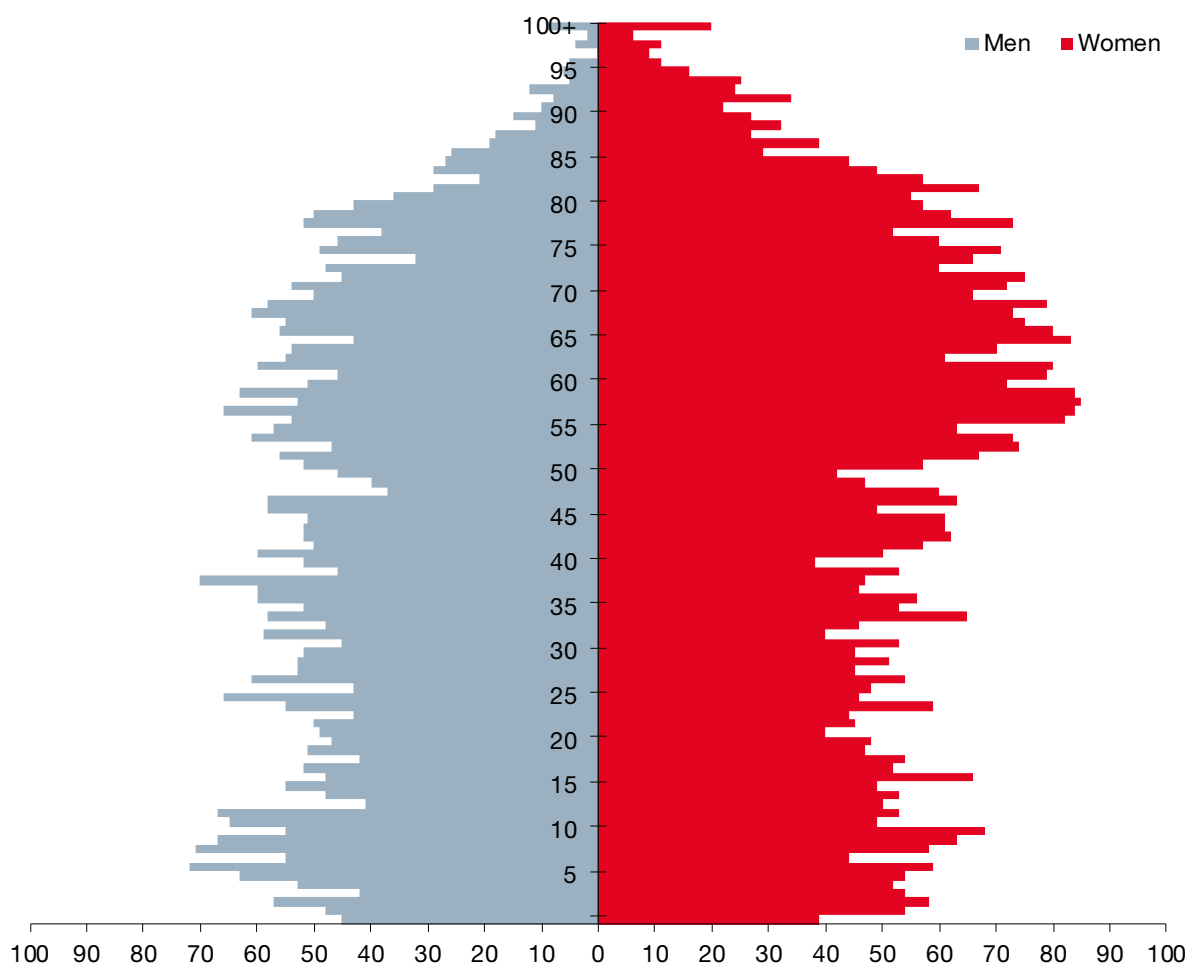
In 2025, natural increase (the difference between the number of births and the number of deaths) was negative (-9) for the first time in over 30 years.

⁴ This reform established that both men and women could acquire Monegasque nationality through marriage after a period of ten years, provided that they retained their original nationality.

1.2. Structure de la population monégasque en 2025

1.2.1. One in two Monegasque is over 47 years old

Figure 3. 2025 Monegasque population pyramid



Sources: Monaco City Hall, Monaco Statistics

The age pyramid of Monegasques has an unusual structure, mainly due to a significant number of individuals who join the population from the age of 40. These correspond to acquisitions of nationality by marriage and, to a lesser extent, by Sovereign Order. The former legal framework (prior to 2011), where only women could claim to acquire nationality after 5 years of marriage, together with the higher life expectancy of women, explains the general imbalance between women and men.

The legislative reform of 2011 contributed to the statistical homogenisation of acquisitions of nationality by marriage. The 2021 amendment will not only reduce this number but will also raise the age for acquiring nationality from 2032.

Table 2. Monegasques mean age⁵ and median⁶ age by gender in 2025

	Total	Men	Women
Mean age	45.3	42.3	47.9
Median age	47.0	42.1	51.8

Sources: Monaco City Hall, Monaco Statistics

The Monegasque population is 45.3 years old on average, and half of the population is over 47 years old. The mean and median ages are significantly higher for women (+5.6 and +9.7 years, respectively) than for men.

⁵ See Definitions p.30: mean age

⁶ See Definitions p.30: median age

Table 1. Distribution by age group and sex ratio of Monegasques in 2025

	Total	Men	Women	Sex ratio
16 y/o and under	18.8%	20.8%	17.1%	103.1
17 to 24 y/o	7.8%	8.5%	7.2%	100.0
25 to 34 y/o	10.4%	11.8%	9.1%	109.1
35 to 44 y/o	10.8%	12.1%	9.7%	105.9
45 to 54 y/o	11.0%	11.1%	11.0%	85.3
55 to 64 y/o	13.2%	12.2%	14.1%	73.6
65 to 74 y/o	12.4%	11.0%	13.5%	68.9
75 y/o and over	15.6%	12.5%	18.2%	58.2

Sources: Monaco City Hall, Monaco Statistics

More than a quarter of Monegasques are under 25, and over 15% are aged 75 or over.

The population is slightly more male-dominated among those under 45, with 105.9 men for every 100 women aged 35 to 44, and an even higher ratio among those aged 25 to 34 (109.1 men per 100 women). The sex ratio then reverses from the age of 45 onwards: among those aged 75 and over, there are almost twice as many women as men.

1.2.2. Nearly 94% of Monegasques live in the Principality

Table 2. Share of Monegasque population by country of residence⁷ and by gender in 2025

	Men	Women	Total	Var 2016-25 (% points)
Principality of Monaco	93.9%	93.6%	93.7%	-0.4
France	4.8%	5.1%	4.9%	0.2
Switzerland	0.3%	0.3%	0.3%	0.0
United States of America	0.2%	0.2%	0.2%	0.0
Italy	0.1%	0.2%	0.2%	0.0
Other countries	0.7%	0.6%	0.7%	0.2

Sources: Monaco City Hall, Monaco Statistics

93.7% of Monegasques live in the Principality and 4.9% in France.

These figures have changed very little since the data first became available (2012). Over the past ten years, the proportion of Monegasques reporting that they live outside the Principality has increased by just 0.4 percentage points.

⁷ See Definitions p.30: country of residence

1.2.3. Nine out of ten living Monegasques were born in Monaco or in France

Table 3. Monegasque population by country of birth and by gender in 2025

	Number			Proportion		
	Total	Men	Women	Total	Men	Women
Principality of Monaco	6,260	3,112	3,148	62.9%	68.1%	58.4%
France	2,648	1,077	1,571	26.6%	23.6%	29.2%
Italy	222	88	134	2.2%	1.9%	2.5%
United States of America	85	44	41	0.9%	1.0%	0.8%
United Kingdom	61	24	37	0.6%	0.5%	0.7%
Switzerland	56	27	29	0.6%	0.6%	0.5%
Belgium	55	23	32	0.6%	0.5%	0.6%
Morocco	50	14	36	0.5%	0.3%	0.7%
Germany	49	19	30	0.5%	0.4%	0.6%
Spain	30	8	22	0.3%	0.2%	0.4%
Canada	22	10	12	0.2%	0.2%	0.2%
Tunisia	20	7	13	0.2%	0.2%	0.2%
Lebanon	19	6	13	0.2%	0.1%	0.2%
Brasil	18	5	13	0.2%	0.1%	0.2%
Egypt	18	9	9	0.2%	0.2%	0.2%
Other countries	346	97	249	3.5%	2.1%	4.6%
Total	9,959	4,570	5,389	100%	100%	100%

Sources: Monaco City Hall, Monaco Statistics

Nearly 9,000 Monegasques were born in Monaco (6,260) or in France (2,648), which is around nine out of ten. 222 were born in Italy.

1.2.4. One in two adult Monegasques is married

Table 4. Monegasque population 2024 aged 18 and over by marital status⁸ and sex

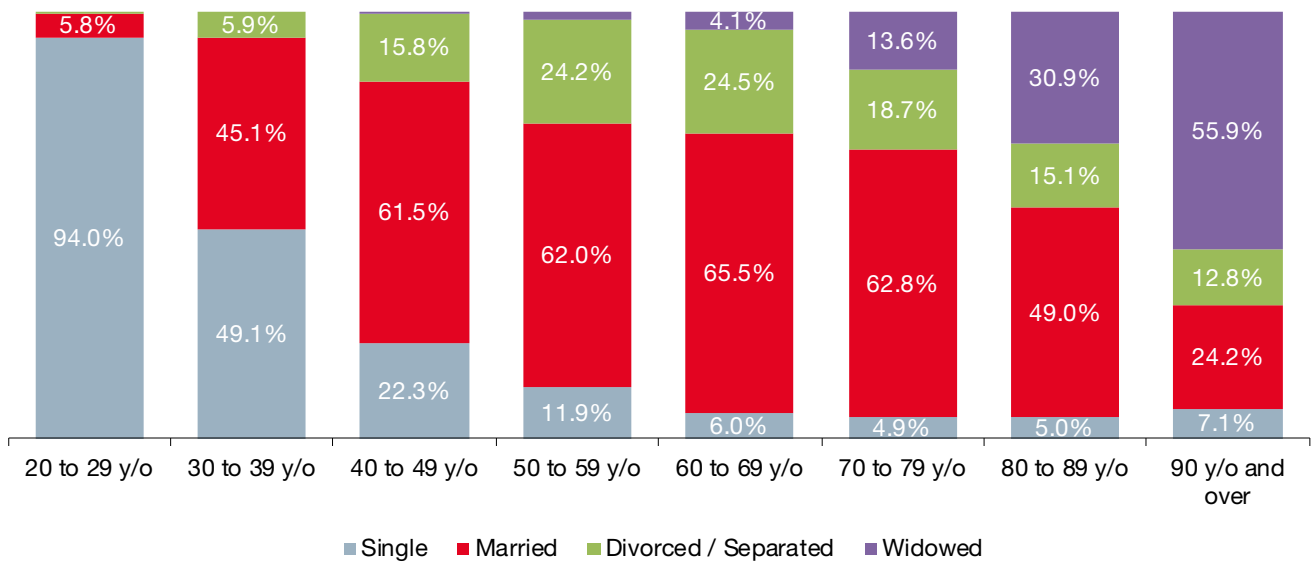
	Number			Proportion		
	Total	Men	Women	Total	Men	Women
Married	3,936	1,953	1,983	49.9%	55.4%	45.5%
Single	2,130	1,119	1,011	27.0%	31.8%	23.2%
Divorced	1,184	354	830	15.0%	10.0%	19.0%
Widowed	610	87	523	7.7%	2.5%	12.0%
Separated	24	11	13	0.3%	0.3%	0.3%
Total	7,884	3,524	4,360	100%	100%	100%

Sources: Monaco City Hall, Monaco Statistics

Nearly 80% of Monegasques are aged 18 and over. Of these, almost half are married and over a quarter are single. 19.0% of women aged 18 and over are divorced and 12.0% are widowed, compared to 10.0% and 2.5% of men, respectively.

⁸ See Definitions p.30: marital status

Figure 4. Share of the 2024 Monegasque population by family status and by age group



Sources: Monaco City Hall, Monaco Statistics

Almost half of Monegasques aged 30 to 39 are single, whereas 45.1% are married. Just under a quarter of Monegasques aged 50 to 59 are divorced.

The proportion of single people decreases with age but stabilises at around 5% from the age of 60 onwards. The proportion of widowed individuals rises from 4.1% among those aged 60 to 69 to 55.9% among those aged 90 and over.

2. Natality and fertility

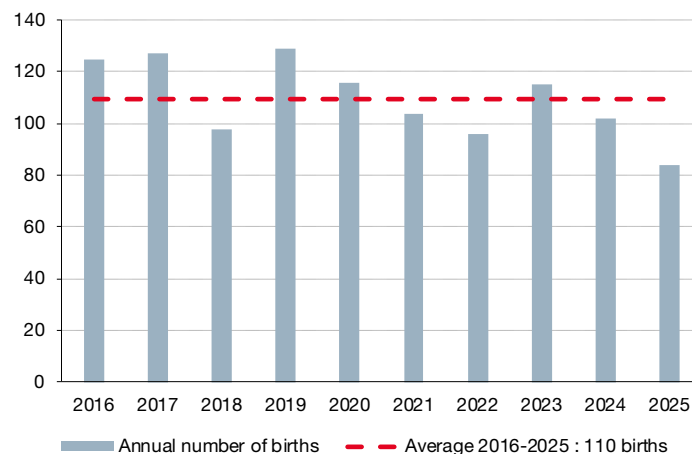
2.1. The birth rate in 2025 continues to drop

Table 5. Change in the number of Monegasque births by gender, sex ratio at birth and birth rate⁹

				Sex ratio	
	Total	Male	Female	at birth	Birth rate
1951	20	10	10	100.0	6.7‰
1960	36	12	24	50.0	9.5‰
1970	42	25	17	147.1	9.8‰
1980	52	29	23	126.1	10.5‰
1990	82	44	38	115.8	14.0‰
2000	105	61	44	138.6	14.6‰
2010	101	52	49	106.1	12.1‰
2011	98	48	50	96.0	11.7‰
2012	89	41	48	85.4	10.3‰
2013	117	65	52	125.0	13.2‰
2014	112	63	49	128.6	12.5‰
2015	121	54	67	80.6	13.4‰
2016	125	65	60	108.3	13.6‰
2017	127	69	58	119.0	13.7‰
2018	98	54	44	122.7	10.5‰
2019	129	70	59	118.6	13.6‰
2020	116	62	54	114.8	12.1‰
2021	104	53	51	103.9	10.8‰
2022	96	42	54	77.8	9.9‰
2023	115	58	57	101.8	11.7‰
2024	102	48	54	88.9	10.3‰
2025	84	45	39	115.4	8.4‰

Sources: Monaco City Hall, Monaco Statistics

Figure 5. Ten-year evolution of the number of births to Monegasque



Sources: Monaco City Hall, Monaco Statistics

84 Monegasque births¹⁰ took place in 2025 (45 boys and 39 girls), down on 2024 (102). The birth rate stood at 8.4 ‰, below the ten-year average (11.5 ‰).

For all births since 1951, the sex ratio at birth is 106.3 boys for every 100 girls.

⁹ See Definitions p.30: birth rate

¹⁰ See Definitions p.30: birth

2.2. Mean age of parents at birth

This is in fact a measure of the mean age of the parents at the birth of their children of Monegasque nationality. Indeed, before the birth of a first child of Monegasque nationality, a parent may have had one or more children, who are not necessarily registered in the Monegasque Civil Registry and are therefore not taken into account when calculating the mean age.

2.2.1. Mean ages of mothers at first childbirth and at birth have been increasing since 1950

The mean ages of mothers at the birth of their first child of Monegasque nationality and at the birth of their Monegasque child(ren) are presented here.

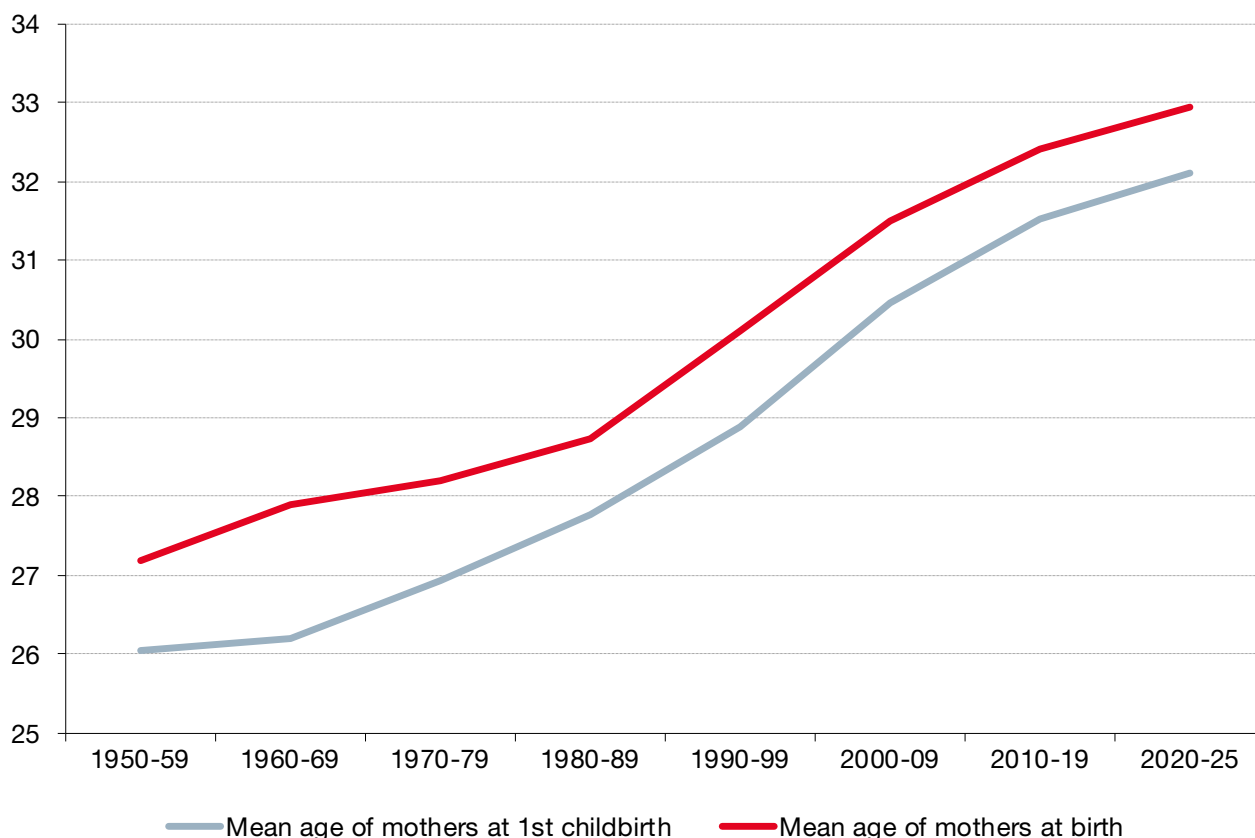
Table 6. Mean ages of mothers at first childbirth and at birth

	Mean age of mothers			Mean age of mothers	
	At 1 st childbirth	At birth		At 1 st childbirth	At birth
1950-59	26.0	27.2	2021	32.5	33.5
1960-69	26.2	27.9	2022	32.6	33.0
1970-79	26.9	28.2	2023	32.4	33.3
1980-89	27.8	28.7	2024	31.4	32.4
1990-99	28.9	30.1	2025	32.3	33.1
2000-09	30.5	31.5			
2010-19	31.5	32.4			
2020-25	32.1	32.9			

Interpretation: Over the decade 1950-59 (left-hand table), the average age of mothers at childbirth is 27.2 years and 26.0 years for their first child. In 2021 (right-hand table), the average age of mothers at childbirth was 33.5 years and 32.5 years for their first child.

Sources: Monaco City Hall, Monaco Statistics

Figure 6. Changes in mothers' mean ages at first childbirth and at birth



Sources: Monaco City Hall, Monaco Statistics

Since the 1950s, the average age of mothers has continued to rise, whether it is their first child or not. However, these indicators have remained relatively stable over the last five years.

In 2025, they reach 32.3 and 33.1 years respectively.

2.2.2. Mean ages of fathers at first childbirth and at birth have been increasing since 1970

The mean ages of fathers at the birth of their first child of Monegasque nationality and at the birth of their Monegasque child(ren) are presented here.

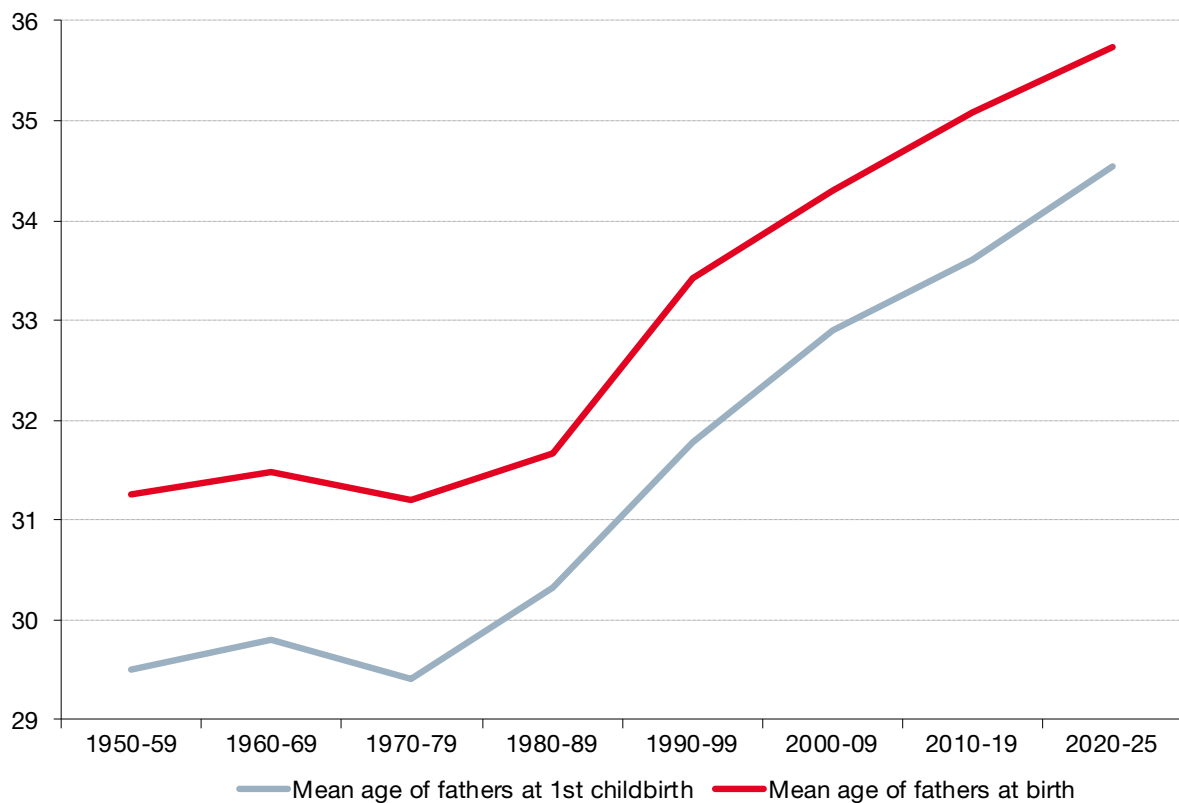
Table 7. Mean ages of fathers at first childbirth and at birth

	Mean age of fathers			Mean age of fathers	
	At 1 st childbirth	At birth		At 1 st childbirth	At birth
1950-59	29.5	31.3	2021	35.2	36.3
1960-69	29.8	31.5	2022	34.0	35.0
1970-79	29.4	31.2	2023	35.2	36.4
1980-89	30.3	31.7	2024	34.6	35.2
1990-99	31.8	33.4	2025	34.0	36.1
2000-09	32.9	34.3			
2010-19	33.6	35.1			
2020-25	34.5	35.7			

Interpretation: Over the decade 1950-59 (left-hand table), the average age of fathers at birth was 31.3 years and 29.5 years for their first child. In 2021 (right-hand table), the average age of fathers at birth was 36.3 years and 35.2 years for their first child.

Sources: Monaco City Hall, Monaco Statistics

Figure 7. Changes in fathers' mean ages at first childbirth and at birth



Sources: Monaco City Hall, Monaco Statistics

Compared with mothers, the average age of fathers has only increased since the 1980s, whether it is their first child or not, but they have also remained stable over the last five years.

In 2025, they reach 34.0 and 36.1 years respectively.

2.3. Fertility

Children born as Monegasque nationals are not necessarily born from Monegasque mothers. It is therefore important to be vigilant: given that the fertility indicators report the number of births compared to the population of Monegasque women, this could produce an overestimate of the total fertility rate (TFR)¹¹ and of the general fertility rate¹². In addition, because of the size of the population, the methodology chosen was to group these two indicators over three years.

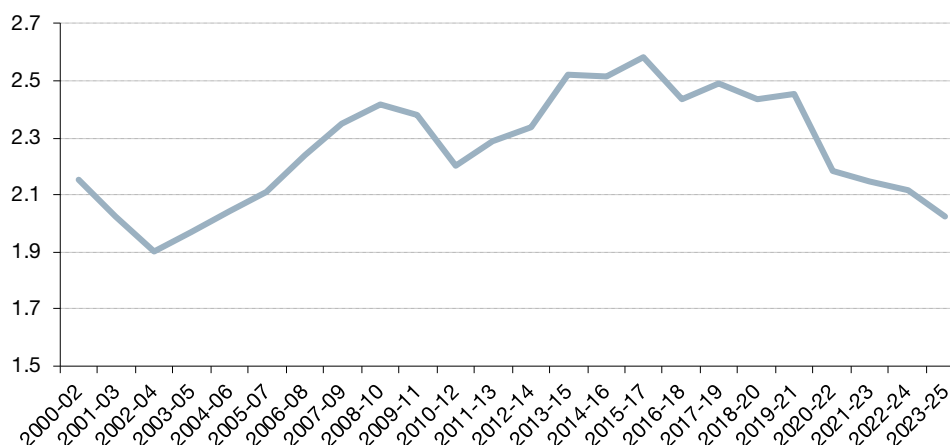
2.3.1. A fertility still declining: 2.0 children per woman in 2023-25

Table 8. General fertility rate and total fertility rate

	General fertility rate	Total Fertility Rate (TFR)
2000-02	5.9%	2.2
2001-03	5.6%	2.0
2002-04	5.1%	1.9
2003-05	5.1%	2.0
2004-06	5.1%	2.0
2005-07	5.1%	2.1
2006-08	5.3%	2.2
2007-09	5.6%	2.4
2008-10	5.8%	2.4
2009-11	5.8%	2.4
2010-12	5.4%	2.2
2011-13	5.6%	2.3
2012-14	5.8%	2.3
2013-15	6.3%	2.5
2014-16	6.5%	2.5
2015-17	6.7%	2.6
2016-18	6.4%	2.4
2017-19	6.6%	2.5
2018-20	6.5%	2.4
2019-21	6.7%	2.5
2020-22	6.0%	2.2
2021-23	6.0%	2.1
2022-24	5.9%	2.1
2023-25	5.6%	2.0

Sources: Monaco City Hall, Monaco Statistics

Figure 8. Change in the evolution of the Total Fertility Rate (TFR)



Sources: Monaco City Hall, Monaco Statistics

The TFR is 2.0 children per woman in 2023-25, compared to between 2.4 and 2.6 from 2013 to 2021. Despite this decline, it is still significantly higher than in other European countries¹³.

The general fertility rate is 5.6%, the lowest since 2011-13.

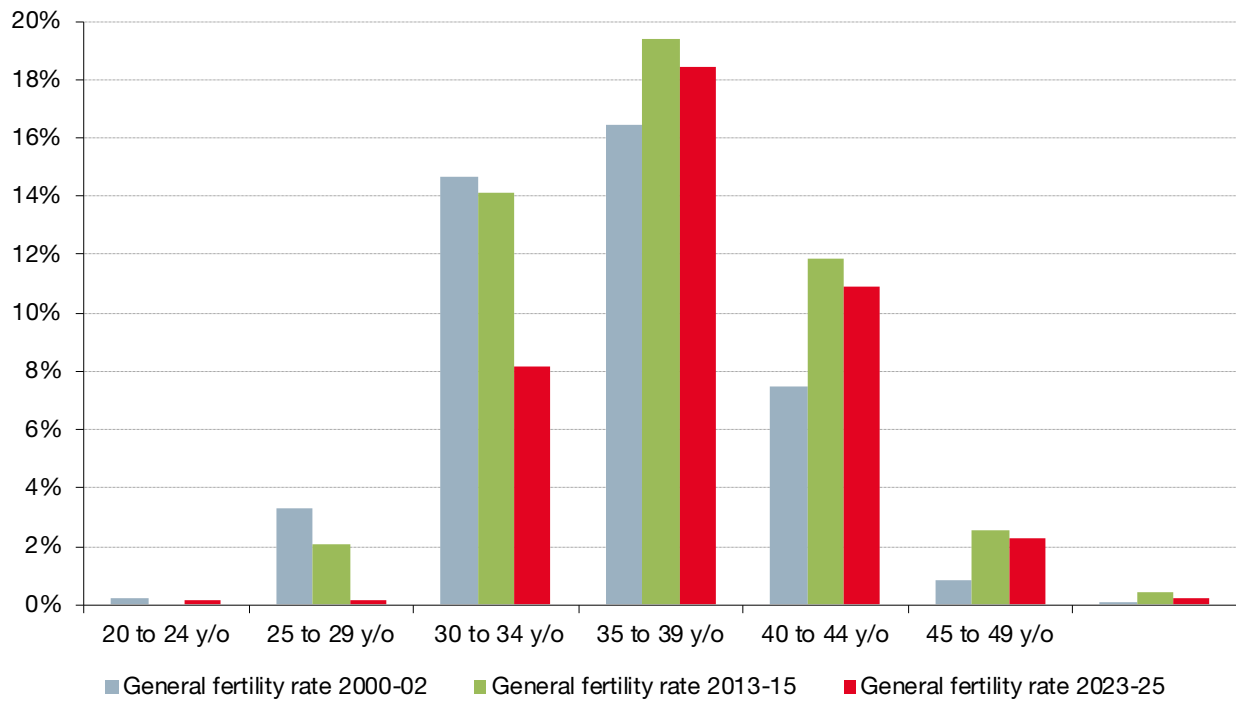
¹¹ See Definitions p.30: total fertility rate (TFR)

¹² See Definitions p.30: general fertility rate

¹³ See Annexe p.29: International comparison of the main demographic indicators

2.3.2. Fertility increasingly delayed

Figure 9. General fertility rate by age group



Interpretation: 18.4% of women aged 30-34 gave birth to a Monegasque child between 2023 and 2025; between 2000 and 2002, this proportion was 16.5%.

Sources: Monaco City Hall, Monaco Statistics

Since the early 2000s, there has been a trend towards women having children later in life, reflecting a shift in behaviour.

Among women under the age of 30, the overall fertility rates observed during the period 2023–25 are significantly lower than those recorded in 2000–02 and 2013–15. For example, 14.6% of women aged 25 to 29 gave birth to a Monegasque child in 2000–02, compared with 14.1% in 2013–15 and 8.2% in 2023–25.

However, for women aged 30 and over, the trend is reversed: fertility rates for the periods 2013–15 and 2023–25 are consistently higher than those for 2000–02. Thus, among women aged 35 to 39, they stood at 11.9% and 10.9% respectively, compared with 7.5% in 2000–02.

3. Deaths¹⁴ and life expectancy

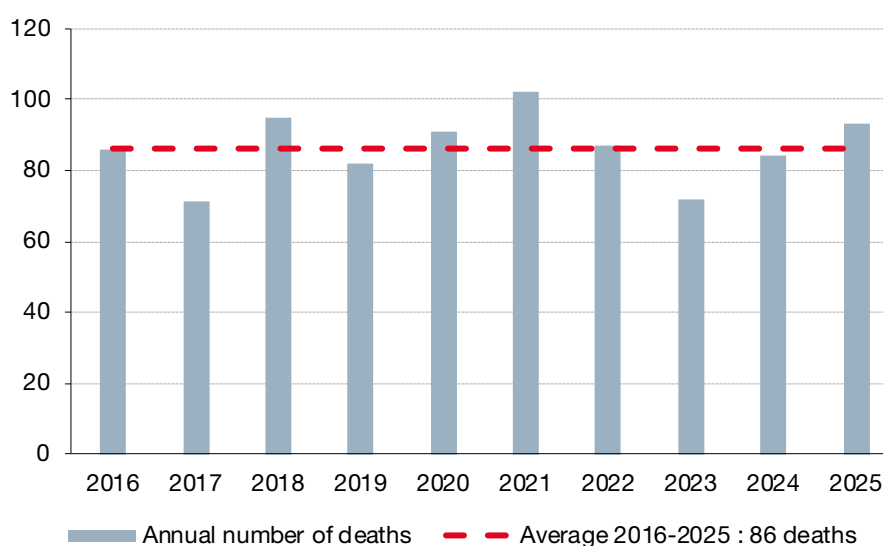
3.1. Mortality in 2025 above its ten-year average

Table 9. Change in the number of deaths of Monegasques by gender and death rate¹⁵

	Total	Men	Women	Death rate
1951	15	8	7	5.0‰
1960	46	30	16	12.1‰
1970	38	21	17	8.9‰
1980	48	27	21	9.7‰
1990	66	36	30	11.3‰
2000	84	36	48	11.7‰
2010	64	20	44	7.7‰
2011	70	30	40	8.3‰
2012	82	34	48	9.5‰
2013	75	36	39	8.5‰
2014	73	32	41	8.2‰
2015	96	44	52	10.6‰
2016	86	36	50	9.4‰
2017	71	27	44	7.7‰
2018	95	45	50	10.2‰
2019	82	38	44	8.6‰
2020	91	37	54	9.5‰
2021	102	43	59	10.6‰
2022	87	38	49	9.0‰
2023	72	35	37	7.4‰
2024	84	31	53	8.5‰
2025	93	37	56	9.3‰

Sources: Monaco City Hall, Monaco Statistics

Figure 10. Ten-year evolution of the number of deaths among Monegasques



Sources: Monaco City Hall, Monaco Statistics

In 2025, 93 Monegasques died (37 men and 56 women), compared to 86 the previous year.

The mortality rate was 9.3‰, above the average observed over the last five years (9.0 ‰).

¹⁴ See Definitions p.30: deaths

¹⁵ See Definitions p.30: mortality rate

3.2. Life expectancy¹⁶ and mean age at death

Due to the size of the Monegasque population, the calculation of life expectancy is grouped by 3-year bands in order to limit the volatility of the indicator.

3.2.1. Life expectancy at birth exceeds 88 years

Table 10. Life expectancy of Monegasques 2023-25 by age group and gender

Age	Life expectancy 2023-25		
	Total	Men	Women
0 y/o	88.5	86.4	90.6
1 to 4 y/o	87.8	86.1	89.6
5 to 9 y/o	83.8	82.1	85.6
10 to 14 y/o	78.8	77.1	80.6
15 to 19 y/o	73.8	72.1	75.6
20 to 24 y/o	68.8	67.1	70.6
25 to 29 y/o	64.0	62.5	65.6
30 to 34 y/o	59.2	57.5	61.0
35 to 39 y/o	54.4	52.8	56.0
40 to 44 y/o	49.4	47.8	51.0
45 to 49 y/o	44.4	42.8	46.0
50 to 54 y/o	39.4	37.8	41.0
55 to 59 y/o	34.6	33.0	36.2
60 to 64 y/o	30.0	28.6	31.5
65 to 69 y/o	25.5	24.2	26.8
70 to 74 y/o	20.8	19.6	22.0
75 to 79 y/o	16.3	15.2	17.5
80 to 84 y/o	12.4	11.4	13.4
85 to 89 y/o	8.9	8.0	9.7
90 to 94 y/o	6.1	5.4	6.7
95 to 99 y/o	4.1	3.3	4.6
100 to 104 y/o	1.8	1.6	1.9

Sources: Monaco City Hall, Monaco Statistics

Life expectancy at birth in 2023-25 is 88.5 years (86.4 years for men and 90.6 years for women).

Under the mortality conditions observed between 2023 and 2025, Monegasque men aged 80 to 84 could expect to live on average 11.4 years longer, well above the 86.4 years recorded for life expectancy at birth.

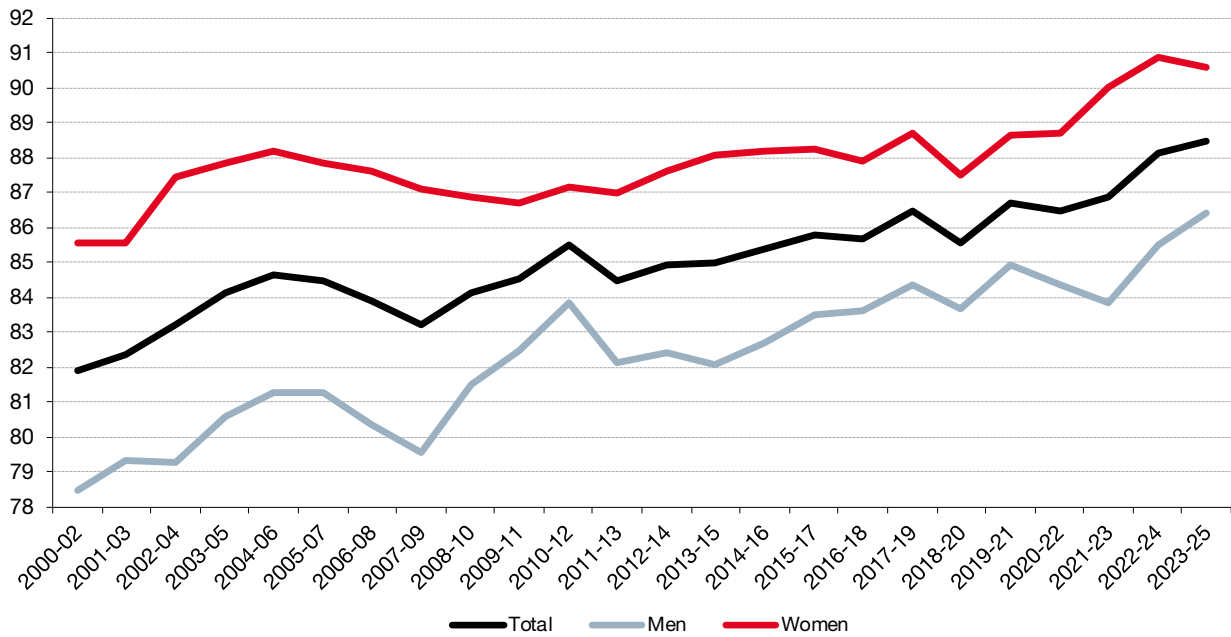
¹⁶ See Definitions p.30: life expectancy

Table 11. Change in the life expectancy of Monegasques at birth by gender

	Total	Men	Women
2014-16	85.4	82.7	88.2
2015-17	85.8	83.5	88.2
2016-18	85.7	83.6	87.9
2017-19	86.5	84.4	88.7
2018-20	85.5	83.7	87.5
2019-21	86.7	84.9	88.7
2020-22	86.5	84.4	88.7
2021-23	86.8	83.9	90.0
2022-24	88.1	85.5	90.9
2023-25	88.5	86.4	90.6

Sources: Monaco City Hall, Monaco Statistics

Figure 11. Evolution of life expectancy of Monegasques at birth by gender



Sources: Monaco City Hall, Monaco Statistics

Life expectancy at birth for Monegasques reached an all-time high in 2023–25, standing at 88.5 years for the population as a whole. It rose by 0.4 years compared with 2022–24, driven by a marked increase among men (+1.1 years), whilst it fell slightly among women (-0.3 years).

Since 2000–02, life expectancy has increased by 8.0 years for men and by 5.0 years for women. The gap between the two sexes is narrowing: it stood at 4.2 years in favour of women in 2023–25, compared with 7.1 years in 2000–02.

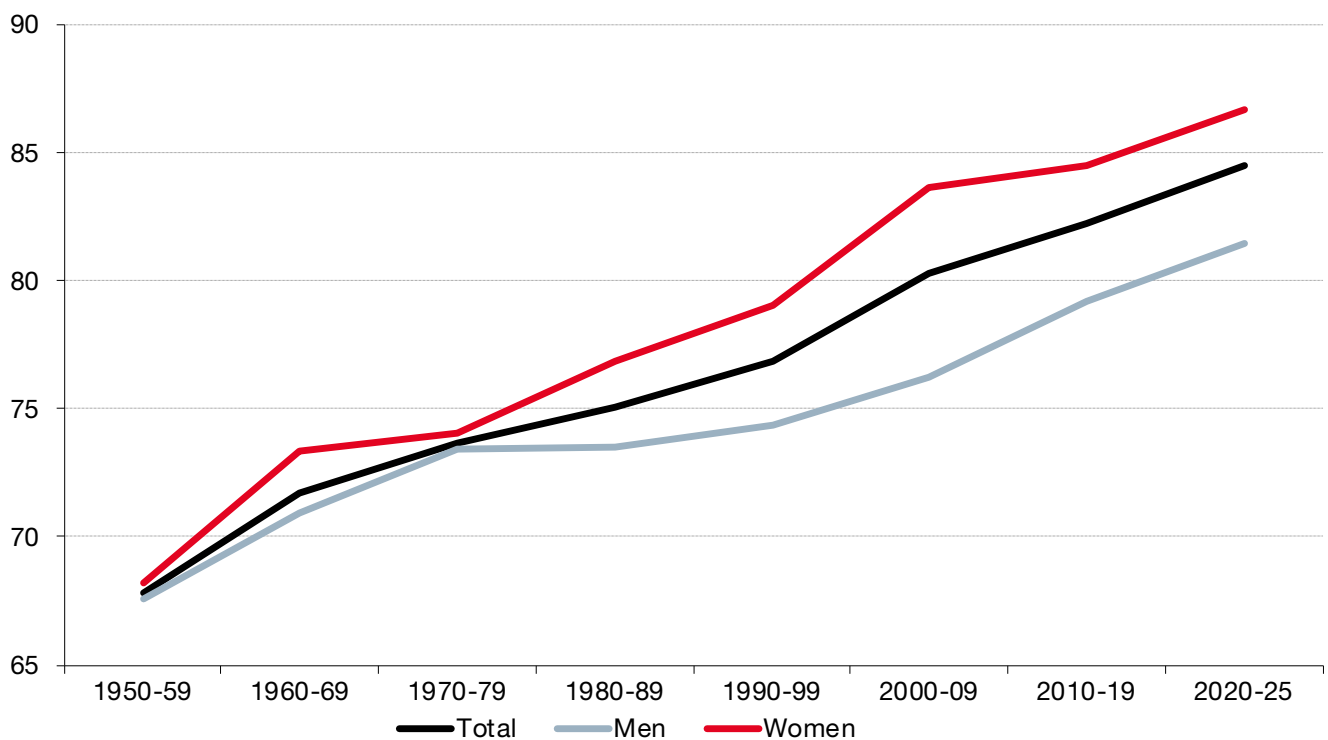
3.2.2. The mean age at death reaches its highest point

Table 12. Change in the mean age of Monegasques at death by gender

	Mean age at death		
	Total	Men	Women
1950-59	67.8	67.6	68.2
1960-69	71.7	70.9	73.3
1970-79	73.7	73.4	74.1
1980-89	75.1	73.5	76.8
1990-99	76.8	74.4	79.0
2000-09	80.3	76.2	83.6
2010-19	82.2	79.2	84.5
2020-25	84.5	81.4	86.7

Sources: Monaco City Hall, Monaco Statistics

Figure 12. Change in the mean age of Monegasques at death by gender



Sources: Monaco City Hall, Monaco Statistics

The average age at death has risen steadily: it rose from 67.8 years in the early 1950s to 84.5 years in the period 2020–25.

The gap between women and men is also narrowing: it stood at 5.3 years in favour of women in 2020–25, compared with 7.4 years in 2000–09.

4. Marriages and divorces¹⁷

4.1. Marriages

4.1.1. The nuptiality rate is on the rise again after two years of sharp decline

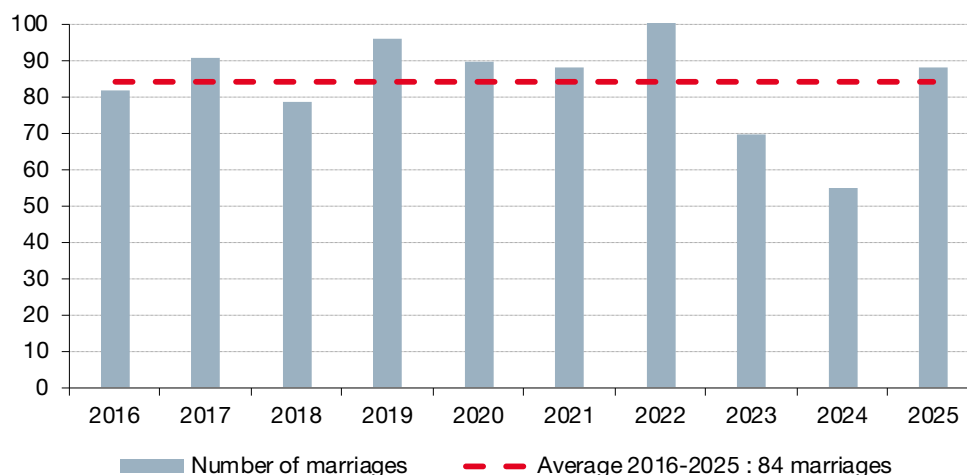
Table 13. Evolution of the Number of marriages and nuptiality rate¹⁸

	Number of marriages	Nuptiality rate
1951	30	10.0‰
1960	49	12.9‰
1970	55	12.8‰
1980	58	11.7‰
1990	68	11.6‰
2000	59	8.2‰
2010	86	10.3‰
2011	86	10.3‰
2012	69	8.0‰
2013	75	8.5‰
2014	92	10.3‰
2015	99	10.9‰
2016	82	9.0‰
2017	91	9.8‰
2018	79	8.5‰
2019	96	10.1‰
2020	90	9.4‰
2021	88	9.2‰
2022	103	10.6‰
2023	70	7.2‰
2024	55	5.6‰
2025	88	8.8‰

Note: Civil marriages in which at least one of the spouses is a Monegasque national

Sources: Monaco City Hall, Monaco Statistics

Figure 13. Ten-year evolution of the number of marriages



Note: Civil marriages in which at least one of the spouses is a Monegasque national

Sources: Monaco City Hall, Monaco Statistics

In 2025, the nuptiality rate stood at 8.8 ‰. A total of 88 civil marriages involving at least one Monegasque spouse were celebrated, a figure slightly above the ten-year average. This increase follows the declines recorded in 2023 and 2024, which were directly linked to the reform of the legislation on the acquisition of nationality through marriage that came into force on 1 July 2022. Indeed, a significant number of civil marriages were celebrated in the first half of 2022 in anticipation of this reform, which automatically reduced the number of potential marriages in 2023 and 2024.

¹⁷ See Definitions p.30: marriage; divorce

¹⁸ See Definitions p.30: nuptiality rate

4.1.2. The majority of marriages are between a Monegasque and a French national

Table 1. Number of marriages by nationality of spouses at time of marriage

	One Monegasque spouse, one French spouse	One Monegasque spouse, one foreign spouse ¹	Both Monegasque spouses	One Monegasque spouse, one spouse of unknown nationality ²	All marriages
2016	56	18	2	6	82
2017	64	15	4	8	91
2018	45	19	7	8	79
2019	58	30	3	5	96
2020	51	23	4	12	90
2021	55	22	3	8	88
2022	52	29	8	14	103
2023	44	20	2	4	70
2024	34	13	6	2	55
2025	58	23	4	3	88

¹ foreigner other than French

² marriages celebrated outside Monaco do not necessarily mention the nationality of the spouses

Note: Civil marriages in which at least one of the spouses is a Monegasque national

Sources: Monaco City Hall, Monaco Statistics

Since 2016, nearly two-thirds of marriages have been between a Monegasque and a French national. In 2025, four of the 88 marriages were between two Monegasques.

4.1.3. More than 9 out of 10 marriages celebrated in Monaco in 2020-25

Table 2. Part des mariages selon le pays de célébration

	1950-59	1960-69	1970-79	1980-89	1990-99	2000-09	2010-19	2020-25
Monaco	74.8%	74.9%	81.0%	87.6%	89.7%	86.7%	89.6%	91.1%
France	20.1%	19.1%	14.1%	9.6%	7.4%	6.9%	5.6%	4.5%
Abroad (except France)	5.1%	6.0%	4.9%	2.9%	2.9%	6.5%	4.8%	4.5%

Interpretation: Between 1950 and 1959, 74.8% of marriages involving at least one Monegasque spouse were celebrated in Monaco.

Note: Civil marriages in which at least one of the spouses is a Monegasque national

Sources: Monaco City Hall, Monaco Statistics

The proportion of civil marriages celebrated in Monaco has steadily increased since 1950-59 to the detriment of marriages celebrated in France. Between 2020 and 2025, this share reached 91.1%.

4.1.4. Singulate mean age at marriage has fallen slightly over the past five years

The marriage history of the foreign spouse is not necessarily known. Therefore, to avoid wrongly considering a marriage to a Monegasque man or woman as a first marriage, it was assumed for this estimate that only marriages where both spouses were single at the date of celebration (and not divorced or widowed) and aged strictly less than 50 years would be considered¹⁹.

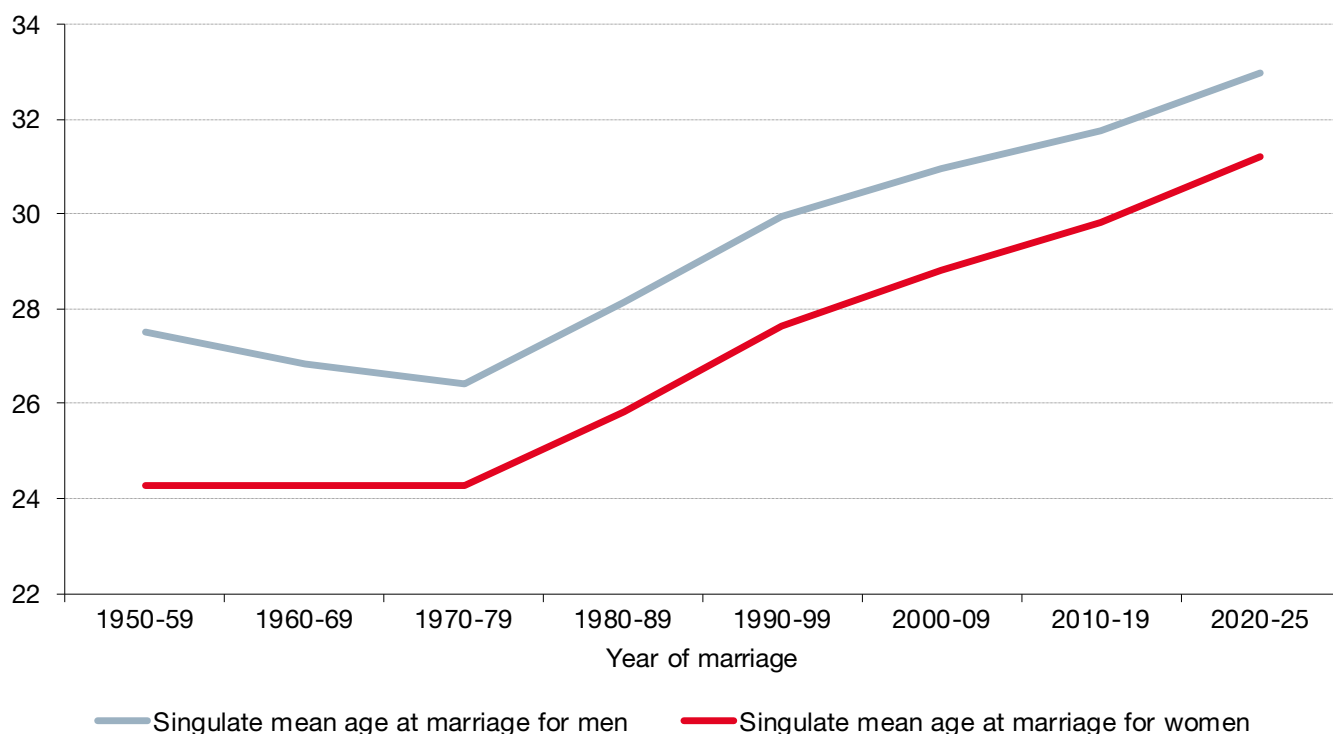
Table 14. Change in the singulate mean age at marriage under 50 years old

	Singulate mean age at marriage < 50 years			Singulate mean age at marriage < 50 years	
	Men	Women		Men	Women
1950-59	27.5	24.3	2021	32.5	31.0
1960-69	26.8	24.3	2022	33.1	31.2
1970-79	26.4	24.3	2023	33.9	30.7
1980-89	28.1	25.8	2024	32.1	30.3
1990-99	29.9	27.6	2025	32.6	31.5
2000-09	30.9	28.8			
2010-19	31.8	29.8			
2020-25	33.0	31.2			

Interpretation: Over the decade 1950-59 (left-hand table) the mean age of single men at marriage is 27.5 years and that of women 24.3 years. In 2021 (right-hand table), the mean age of single men at marriage is 32.5 years and that of women 31 years.

Sources: Monaco City Hall, Monaco Statistics

Figure 14. Change in the singulate mean age at marriage under 50 years old



Sources: Monaco City Hall, Monaco Statistics

Between 1950 and 1959, single Monegasques married at an average age of 27.5 years for men and 24.3 years for women.

From 1970-79 onwards, the mean age of single people at marriage gradually increased.

The gap between men and women has remained at around 2 years since the 1970s.

¹⁹ The age limit of 50 corresponds to that used for the international Singulate mean age at marriage (SMAM) indicator, which is the closest to that calculated for Monegasques.

4.2. Divorces²⁰

This section considers divorces where at least one of the spouses is Monegasque at the time of the divorce. Given the delays inherent in legal procedures, the number of divorces in 2025 is provisional and given for information only.

4.2.1. The gross divorce rate is rising

Table 15. Change in the number of divorces and gross divorce rate²¹

	Number of divorces	Gross divorce rate
1951	4	1.3‰
1960	10	2.6‰
1970	16	3.7‰
1980	17	3.4‰
1990	25	4.3‰
2000	37	5.2‰
2010	38	4.6‰
2011	38	4.5‰
2012	45	5.2‰
2013	47	5.3‰
2014	39	4.4‰
2015	35	3.9‰
2016	44	4.8‰
2017	35	3.8‰
2018	34	3.6‰
2019	35	3.7‰
2020	35	3.7‰
2021	35	3.6‰
2022	24	2.5‰
2023	26	2.7‰
2024	34	3.4‰
2025	27 (p)	n.s.

p): provisional

n.s.: not significant

Note: Divorces in which at least one of the spouses is a Monegasque national at the time of the judgment.

Sources: Monaco City Hall, Monaco Statistics

There were 34 divorces in 2024, giving a gross divorce rate of 3.4‰, a rise after the observed 2.7‰ in 2023 which was one of the lowest levels ever seen since 1951.

²⁰ See Definitions p.30: divorce

²¹ See Definitions p.30: gross divorce rate

4.2.2. Nearly half of 1990-1999 marriages have ended in divorce

Table 16. Cumulative divorce rates by length of marriage and by generation of marriage

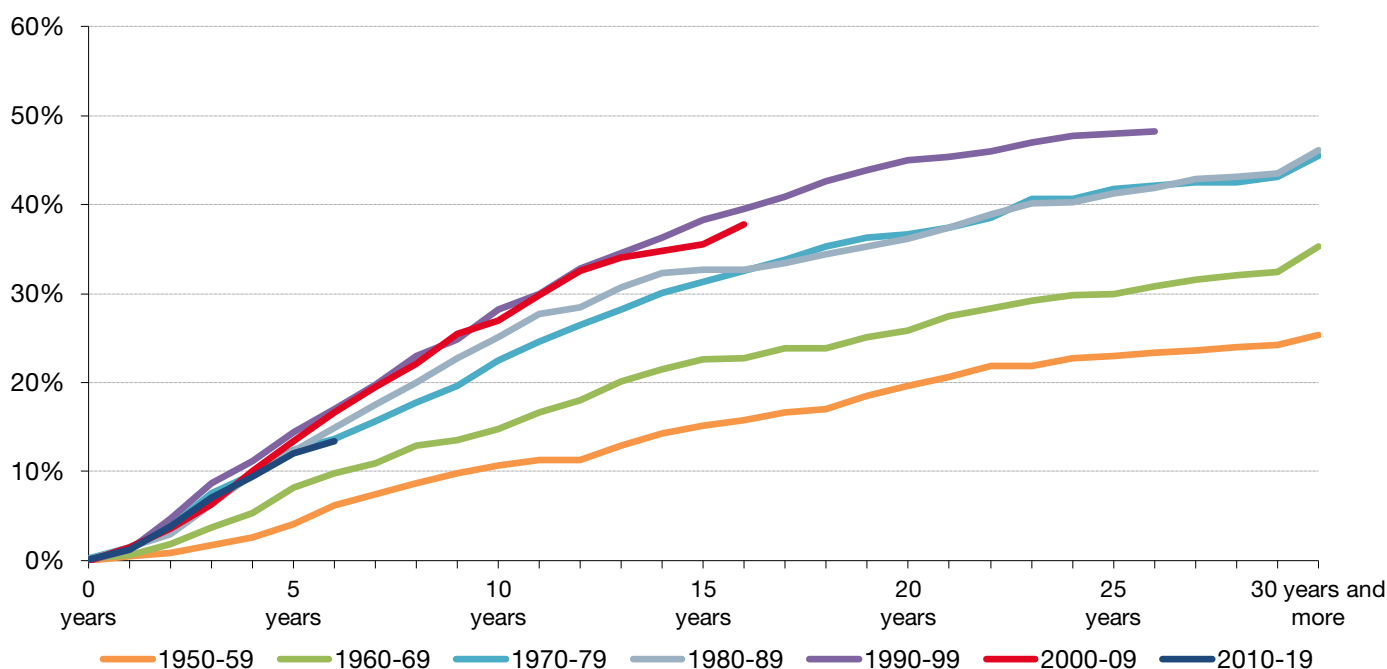
Length of marriage	Years of marriage						
	1950-59	1960-69	1970-79	1980-89	1990-99	2000-09	2010-19
0 years	0.0%	0.2%	0.2%	0.2%	0.0%	0.0%	0.1%
1 year	0.4%	0.6%	1.5%	1.4%	1.2%	1.5%	1.3%
2 years	0.9%	1.8%	3.8%	3.0%	4.7%	3.6%	3.9%
3 years	1.7%	3.7%	7.6%	6.4%	8.7%	6.3%	7.0%
4 years	2.6%	5.3%	9.6%	9.7%	11.1%	10.1%	9.5%
5 years	4.0%	8.2%	12.5%	12.3%	14.4%	13.5%	12.1%
10 years	10.6%	14.8%	22.5%	25.2%	28.2%	27.0%	///
15 years	15.1%	22.6%	31.4%	32.6%	38.2%	35.6%	///
20 years	19.6%	25.9%	36.7%	36.1%	45.0%	///	///
25 years	23.0%	30.0%	41.8%	41.2%	48.0%	///	///
30 years and more	25.3%	35.3%	45.6%	46.2%	///	///	///

///: Lack of results due to the nature of things.

Interpretation: Among the 1950-1959 marriages, the proportion of unions already broken up after 30 years is 25.3%.

Sources: Monaco City Hall, Monaco Statistics

Figure 15. Changes in cumulative divorce rates by length of marriage by generation of marriage



Sources: Monaco City Hall, Monaco Statistics

Since 1950, cumulative divorce rates have been increasing. The proportion of broken unions for the 1950–59 marriage generation is 25.3%, compared with 45.6% for the 1970–79 marriage generation. However, since the 1970–79 generation of marriages, cumulative divorce rates appear to have stabilised at around 45–50%, even though the 1990–99 generation of marriages divorced more quickly than the two preceding ones.

The 2000–09 marriage generation had lower divorce rates than the 1990–99 marriage generation: the proportion of marriages that had broken down after fifteen years stood at 35.5 %, nearly 3 percentage points lower than the previous generation.

This trend continues for the 2010–19 generation of marriages: the proportion of unions that had broken down after five years was 12.1%, compared with 13.5% for the 2000–09 generation and 14.4% for the 1990–99 generation.

5. Population and mode of acquisition of nationality

5.1. More than two thirds of Monegasques acquired nationality through filiation²²

Table 17. Number of Monegasques in 2025 by mode of acquisition of nationality by gender

	Number			Proportion		
	Total	Men	Women	Total	Men	Women
Filiation	6,708	3,421	3,287	67.4%	74.9%	61.0%
Marriage	1,896	407	1,489	19.0%	8.9%	27.6%
SO ⁽¹⁾ of Naturalisation	1,327	728	599	13.3%	15.9%	11.1%
Others*	28	14	14	0.3%	0.3%	0.3%
Total	9,959	4,570	5,389	100%	100%	100%

⁽¹⁾ Sovereign Order

*Article 3 of Law no. 572 of 18 November 1952, Article 3 of Law no. 582 of 28 December 1953 and Sovereign Order of Reinstatement

Note: Filiation may include children whose parents have been granted a Sovereign Ordinance of Naturalisation.

Interpretation: 67.4% of the current Monegasque population acquired nationality by filiation, compared to 19% by marriage and 13.3% by Sovereign Ordinance of Naturalisation.

Sources: Monaco City Hall, Monaco Statistics

More than two thirds of nationals are Monegasque by filiation (74.9% of men and 61.0% of women).

Nearly one Monegasque in five acquired nationality by marriage with a marked difference between men (8.9% of men and 27.6% of women).

Monegasques who obtained nationality by Sovereign Ordinance (SO) of Naturalisation represent 13.3% of the total population.

²² See Definitions p.30: filiation

5.2. 21 acquisitions of nationality by Sovereign Order of Naturalisation in 2025

Table 18. Change in the number of acquisitions of nationality by mode of acquisition and by gender

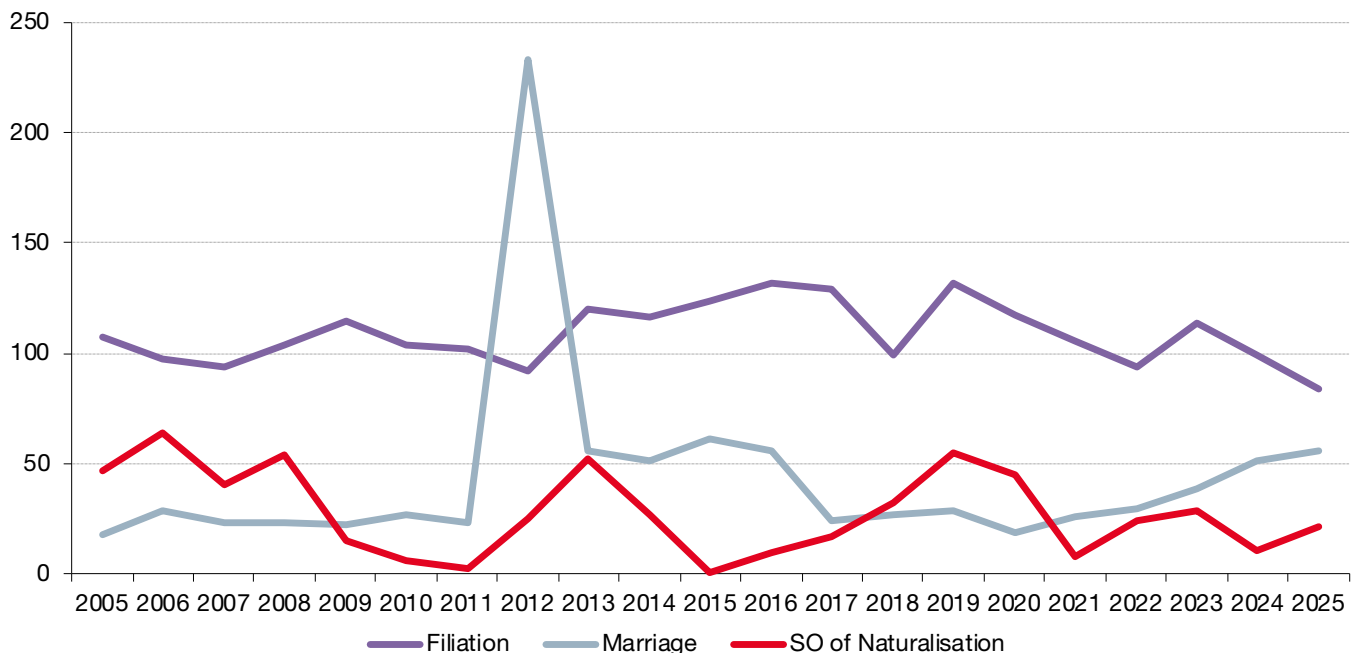
Year of obtention	Filiation			Marriage			SO of Naturalisation		
	Total	Men	Women	Total	Men	Women	Total	Men	Women
2016	132	68	64	56	24	32	10	5	5
2017	130	71	59	24	13	11	17	7	10
2018	99	55	44	27	20	7	32	20	12
2019	132	73	59	29	29	0	55	24	31
2020	117	63	54	19	17	2	45	23	22
2021	107	54	53	26	23	3	8	3	5
2022	97	43	54	30	16	14	23	11	12
2023	117	58	59	39	16	23	29	14	15
2024	103	48	55	51	23	28	12	5	7
2025	84	45	39	56	21	35	21	13	8

Note: Filiation includes children whose parents have been naturalised.

Interpretation: In 2025, 84 Monegasques became Monegasques by filiation, 56 by marriage and 21 by Sovereign Ordinance of Naturalisation

Sources: Monaco City Hall, Monaco Statistics

Figure 16. Change in the number of acquisitions of nationality according to the mode of acquisition



Sources: Monaco City Hall, Monaco Statistics

There were 21 acquisitions of nationality by Sovereign Ordinance of Naturalisation in 2025 (8 women and 13 men).

The peak in acquisitions of nationality by marriage observed in 2012 is due to the entry into force of Law No. 1.387 on the acquisition of nationality in December 2011²³ and its retroactive effect: all men married to a Monegasque woman for more than 10 years at that date became eligible to acquire nationality, and women no longer had to give up their original nationality, which encouraged some of those who had not yet done so to apply for acquisition.

Between 2017 and 2021, this decline can also be explained by the effect of this same Law. For women, the time limit for acquiring nationality is 5 years for a marriage celebrated before this law and 10 years for a marriage celebrated from 2012. As a result, few women were able to acquire nationality by marriage between 2017 and 2021: only those married in 2011 or earlier who had not yet done so.

²³ This reform set the time limit for acquisition by marriage at ten years for women but also for men, with the condition of keeping the original nationality. Previously, only women could acquire nationality by marriage after 5 years (Law No. 1.155).

5.3. More than two thirds of those eligible in 2011 have acquired nationality through marriage

As of the 31st of December 2011, 396 people could potentially benefit from the entry into force of Law No. 1.387²⁴ to acquire Monegasque nationality. As of the 31st of December 2025, 266 had completed the process, i.e. 67.2%. This share has changed relatively little since 2017 when it stood at 62.4%. The gap between women and men is small.

Table 19. Number and share of men who have acquired nationality by Law No. 1.387 as of 31 December 2025

Year of marriage	Potential number of men as of 31 December 2011 who can acquire nationality under Law No. 1.387	Number of men who acquired nationality under Law No. 1.387	Share
1940-49	5	0	0.0%
1950-59	25	13	52.0%
1960-69	35	17	48.6%
1970-79	37	18	48.6%
1980-89	52	33	63.5%
1990-99	111	91	82.0%
2000	19	14	73.7%
2001	21	16	76.2%
Total 1940-2001	305	202	66.2%

Interpretation: Out of the 21 men who married in 2001 and were eligible to acquire Monegasque nationality under Law No. 1.387, 16 did so (76.2%).
Sources: Monaco City Hall, Monaco Statistics

As of December 31st, 2011, 305 men who had married before 2002 were eligible to acquire Monegasque nationality following the entry into force of Law No. 1.387.

As of the 31st of December 2025, 202 had completed the process, representing 66.2%.

Table 20. Number and share of women who acquired nationality by Law No. 1.387 as of the 31st of December 2025

Year of marriage	Potential number of women as of 31 December 2011 who can acquire nationality under Law No. 1.387	Number of women who acquired nationality under Law No. 1.387	Share
1990-99	26	15	57.7%
2000-04	33	24	72.7%
2005	10	8	80.0%
2006	22	17	77.3%
Total 1990-2006	91	64	70.3%

Interpretation: Out of the 22 women who married in 2006 and were eligible to acquire Monegasque nationality under Law No. 1.387, 17 did so (77.3%).
Sources: Monaco City Hall, Monaco Statistics

As of December 31st, 2011, 91 women who had married before 2007 were eligible to acquire Monegasque nationality following the entry into force of Law No. 1.387.

As of the 31st of December 2025, 64 had completed the process, representing 70.3%.

²⁴ This reform set the time limit for acquisition by marriage at ten years for women, but also for men, with the condition that they retain their original nationality. Previously, only women could acquire nationality by marriage after 5 years (Law No. 1.155).

5.4. Since 2012, two thirds of men and eight out of ten women have acquired nationality through marriage

Since 2012, 681 people who were not divorced (after 10 years of marriage for men and women married since 2012 and after 5 years of marriage for women married between 2007 and 2011) can potentially acquire Monegasque nationality under Law No. 1.387²⁵. As of the 31st of December 2025, 492 had taken the step, i.e. 72.2%. The gap between women and men is significant.

Table 21. Number and share of men who acquired nationality under Law No. 1.387 as of the 31st of December 2025

Year of marriage	Number of men not divorced after 10 years of marriage who can acquire nationality under Law No. 1.387	Number of men who acquired nationality under Law No. 1.387	Share
2002	21	14	66.7%
2003	28	18	64.3%
2004	18	14	77.8%
2005	20	15	75.0%
2006	25	19	76.0%
2007	17	9	52.9%
2008	25	19	76.0%
2009	38	24	63.2%
2010	26	19	73.1%
2011	31	19	61.3%
2012	22	18	81.8%
2013	23	14	60.9%
2014	32	21	65.6%
2015	36	11	30.6%
Total 2002-15	362	234	64.6%

Interpretation: Out of 36 men who married in 2015 and could acquire Monegasque nationality under Law No. 1.387 (not divorced after 10 years of marriage), 11 did so, i.e. 30.6%.

Sources: Monaco City Hall, Monaco Statistics

Since 2012, 362 men who had not been divorced after 10 years of marriage can potentially acquire Monegasque nationality under Law No. 1.387. As of the 31st of December 2025, 234 had completed the process, accounting for almost two thirds.

Table 22. Number and share of women who acquired nationality by Law No. 1.387 as of the 31st of December 2025

Year of marriage	Number of women not divorced after 5 years of marriage who can acquire nationality under Law No. 1.387*	Number of women who acquired nationality under Law No. 1.387	Share
2007	33	30	90.9%
2008	41	37	90.2%
2009	37	33	89.2%
2010	43	38	88.4%
2011	32	27	84.4%
Total 2007-11	186	165	88.7%
2012	27	20	74.1%
2013	30	23	76.7%
2014	37	30	81.1%
2015	39	20	51.3%
Total 2012-15	133	93	69.9%
Total 2007-15	319	258	80.9%

* not divorced after 5 years of marriage for those married between 2007 and 2011 and after 10 years for those married since 2012

Interpretation: Out of 37 women married in 2014 and able to acquire Monegasque nationality by Law No. 1.387 (not divorced after 10 years of marriage), 30 did so, i.e. 81.1%.

Sources: Monaco City Hall, Monaco Statistics

A total of 319 married and non-divorced women (after 5 years of marriage for the 186 married between 2007 and 2011 and after 10 years for the 133 married since 2012) can potentially acquire Monegasque nationality under Law No. 1.387. As of the 31st of December 2025, 258 had completed the process, representing 80.9%.

²⁵ This reform set the time limit for acquisition by marriage at ten years for women but also for men, with the condition of keeping the original nationality. The time limit for women remains 5 years for marriages pronounced before 2012. Previously, only women could acquire nationality by marriage after 5 years (Law No. 1.155).

Annexe : International comparison of the main demographic indicators

Table 23. Main demographic indicators by country

	Share of men in 2024	Share of women in 2024	Median age in 2024	Birth rate in 2023	Death rate in 2023	Life expectancy at birth in 2023	Mean age of mothers at birth in 2023	Total Fertility Rate in 2023
Monegasque nationals⁽¹⁾	45.9%	54.1%	45.3	8.4‰	9.3‰	88.5⁽⁴⁾	33.1	5.6⁽⁴⁾
France	48.5%	51.5%	42.5	9.33‰ ⁽¹⁾	9.4‰	83.0	31.0	1.53 ⁽¹⁾
Italy	48.9%	51.1%	48.7	6.4‰	11.4‰	83.5	32.5	1.14 ⁽¹⁾
Liechtenstein	49.6% ⁽³⁾	50.4% ⁽³⁾	45.2	n.a	7.5‰ ⁽²⁾	84.7 ⁽²⁾	31.2 ⁽²⁾	1.37
Germany	49.3%	50.7%	45.5	8.8‰	12.3‰	81.1	31.3	1.39
Switzerland	49.7%	50.3%	42.8	9.0‰	8.1‰	84.3	32.4	1.33
Spain	49.0%	51.0%	45.6	6.6‰	9.0‰	84.0	32.6	1.12
Luxembourg	50.3%	49.7%	39.7	9.5‰	6.6‰	83.4	32.4	1.25
European Union	48.9%	51.1%	44.9 ⁽¹⁾	8.2‰	10.8‰	81.4	31.2	1.34 ⁽²⁾
United Kingdom	49.2%	50.8%	39.8	10.0‰	9.5‰	81.3	30.91	1.56
China	51.0%	49.0%	39.1	6.3‰	8.2‰	77.95	29.02	1.00
Japan	48.8%	51.2%	49.0	6.0‰	12.3‰	84.71	31.92	1.21
Russian Federation	46.4%	53.6%	39.5	8.9‰	12.3‰	73.15	28.90	1.45
United States of America	50.2%	49.8%	38.0	10.6‰	8.7‰	79.30	29.90	1.62

⁽¹⁾: 2025

⁽²⁾: 2024

⁽³⁾: 2023

⁽⁴⁾: Life expectancy at birth and total fertility rate: aggregated data for 2021-2023 for the Monegasque nationals

Note: To ensure greater comparability, the demographic indicators presented are based, where possible, on data from the most recent year for which figures are available.

Sources: Eurostat, Monaco Statistics, INSEE, UN, Statistik Liechtenstein

Definitions

Age: Age is the time that has elapsed since birth. The method of calculation chosen is the age reached during the year. It represents the difference between the year under consideration and the individual's year of birth.

Birth: All births that occur in Monaco are declared to the Registry Office. The declaration is made by the Civil Register within four days of the birth (not counting the day of birth itself). In addition, if the last day of this period is a public holiday, the period is extended to the first working day following the public holiday. Since 8 January 1993, in the event that a child dies before his or her birth has been declared to the Registry Office, the Civil Registrar draws up a birth certificate and a death certificate on production of a medical certificate indicating that the child was alive and viable, and setting out the dates and times of his or her birth and death. This certificate is recorded by date in the register of deaths.

Birth rate: Ratio between the number of live births in a year and the total population for the same year. It is expressed as a figure per thousand.

Country of residence: The country of residence is the country of the address declared to the Registry Office (Nationality) at Monaco City Hall.

Death rate: Ratio between the number of deaths in a year and the total population for the same year. It is expressed as a figure per thousand.

Deaths: All deaths which occurred in Monaco are declared to the Société Monégasque de Thanatologie (Funeral Home of Monaco). A certificate of death is drawn up based on a declaration by any person informed of the death.

Divorce: The divorce decree issued by the Monaco Court of First Instance is notified by the Civil Registrar. The decree is transcribed into the Registry Office records and noted in the margins of the birth and marriage certificates of each spouse.

Divorce rate by length of marriage: The divorce rate by length of marriage can be calculated for each calendar year n by linking the number of divorces at the end of x years of marriage to the original number of marriages during the year $n-x$.

Family status: There are five categories of marital status:

- Single – a person who has never been married
- married: a person who is married to another person of the opposite gender
- Widowed – a person whose spouse has died.
- Divorced – a person whose marriage has been dissolved by a divorce decree or agreement, recorded in the margin of the marriage certificate and birth certificate
- Separated – a married person for whom a judgment of legal separation has been entered in the margin of the marriage certificate.

General fertility rate: Ratio between the number of live births and the population of women aged between 15 and 49.

Gross divorce rate: Ratio between the number of divorces in the year in question and the population for that year. It is expressed as a figure per thousand.

Life expectancy: Life expectancy at birth is the average lifespan of a hypothetical generation that is subject to the mortality conditions for the year in question. It is a particular instance of life expectancy at age X , which is the average number of years left to live beyond age X given the mortality conditions for each age group of the year in question. Therefore, contrary to what the term "life expectancy" may suggest, it is not a forecast as to the probabilities that people will die in subsequent years. For example, the fact that life expectancy at birth for men in 2017–2019 was 84.4 years does not mean that men born in 2019–2021 will live for an average of 84.9 years. They will live for an average of 84.9 years only if the mortality conditions that they encounter throughout their lives are identical to those of the years 2019–2021.

Marriage: A marriage can only be celebrated if at least one of the future spouses has been resident or living in Monaco continuously for more than one month. Before the marriage is celebrated, the Civil Registrar publishes details of the marriage on the door of the City Hall for ten days. The marriage cannot be celebrated until this period has been concluded. Marriages are dissolved either by the death of one spouse or by divorce.

Mean age: The mean age of the individuals who make up this population.

Median age: The age that divides the population into two numerically equal groups – half the people are younger than this age and the other half are older.

Natural balance: Difference between the number of births and the number of deaths registered during a period.

Nuptiality rate: Number of marriages celebrated per 1,000 population in a given year. It is expressed as a figure per thousand.

Separation: Separation can be declared in the same circumstances and under the same conditions as divorce. Separation eliminates the duty of cohabitation. After two years, a separation is, at the request of one spouse, converted by law into a divorce.

Sex ratio: The relationship between the number of men and the number of women. It is expressed as the number of men per 100 women. By extension, the **sex ratio at birth** is the number of boys born for every 100 girls.

Total fertility rate: Average number of living children likely to be born to a woman (or to a group of women) during her life if she lived her childbearing years in line with the general fertility rate by age for a given year.

Transcription: All civil status certificates relating to a Monegasque national which are drawn up in a foreign country are transcribed by the Civil Registrar in Monaco into the register of births, marriages, or deaths. Civil status certificates drawn up by a foreign authority may only be transcribed after they have been legalised. Certificates must first be translated into French, either by a translator who is accredited by the courts, or by the Monegasque diplomat or consul.

Monegasque Demography Observatory 2025

April 2026

To read Monaco Statistics
publications:
monacostatistics.mc/Publications

To follow Monaco Statistics agenda:
monacostatistics.mc/News

To subscribe to the Monaco
Statistics newsletter:
monacostatistics.mc/Newsletters

To visit our LinkedIn page:
linkedin.com/company/imsee

INSTITUT MONÉGASQUE DE LA
STATISTIQUE ET DES ÉTUDES
ÉCONOMIQUES

9 rue du Gabian

98000 MONACO

monacostatistics.mc

