

# 2025 POPULATION CENSUS



# TABLE OF CONTENTS

<b>Introduction</b> .....	<b>3</b>
<b>1. Evolution and main characteristics of the resident population</b> .....	<b>4</b>
1.1. Monaco's population approaches the 39 000 mark in 2025.....	4
1.2. More than four residents in ten live in Monte-Carlo and La Rousse.....	5
1.3. A population moving towards gender parity.....	6
1.4. An ageing resident population .....	7
1.5. One resident aged 18 or over in two is married .....	9
1.6. Monegasques, French and Italians are the three main nationalities .....	10
1.7. The growth of international communities over the censuses.....	11
1.8. Demographic characteristics that differ by nationality .....	13
1.9. More than 2,700 new residents .....	14
1.10. More than one-third of residents are employed in Monaco.....	16
1.11. The Monaco <i>crèches</i> welcome four in ten resident children aged 2 and under.....	17
<b>2. Key housing characteristics</b> .....	<b>18</b>
2.1. More than 22,500 housing units were recorded in Monaco in 2025.....	18
2.2. The vast majority of housing units in Monaco are in the private sector.....	19
<b>Methodological notes</b> .....	<b>20</b>

## Introduction

The population census is a fundamental tool for gaining a better understanding of the demographic and residential characteristics of a territory. In Monaco, this statistical mission dates back to 1757 and has been regularly updated since then. An important milestone was reached in 2023, with the adoption of a new census method based on administrative sources, known as “register-based,” in place of traditional field surveys.

This methodological change, validated by the Scientific Council for Statistics and Economic Studies, the Government and the Prince’s Palace, marks a major step forward: it now makes it possible to update demographic data on the resident population annually, improving availability and reducing operating costs.

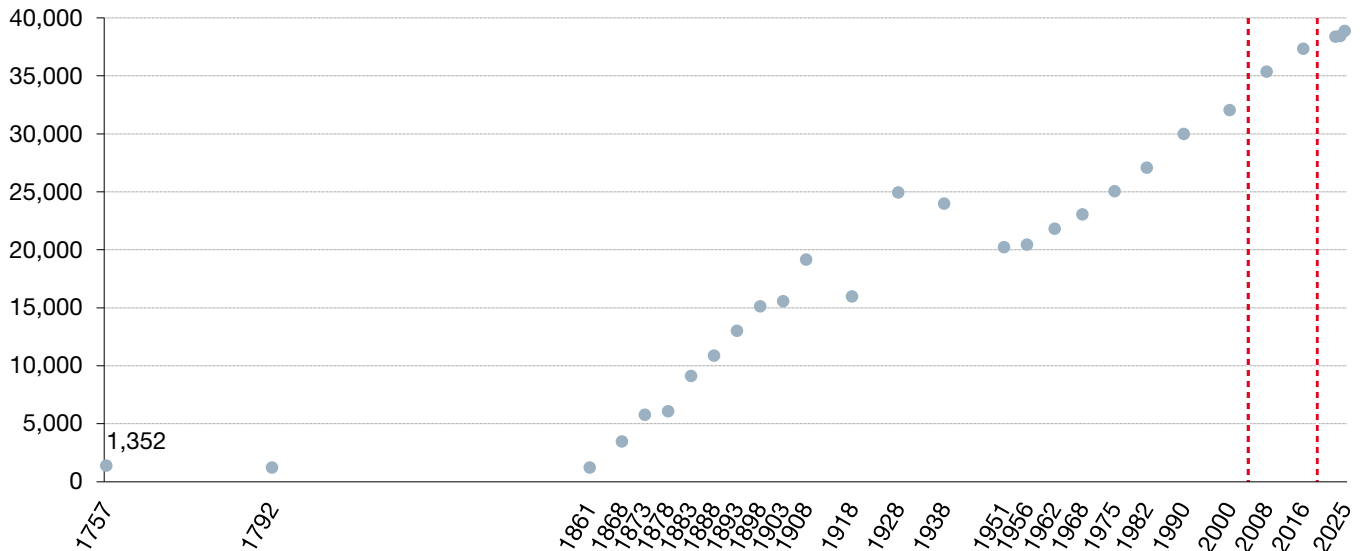
This 2025 report forms part of this new system and corresponds to the third year of implementation of the new statistical approach. It highlights the main demographic changes observed and confirms the gradual consolidation of this method. However, comparisons with results based on the previous technique should be interpreted with caution due to the methodological break introduced in 2023.

# 1. Evolution and main characteristics of the resident population

## 1.1. Monaco's population approaches the 39 000 mark in 2025

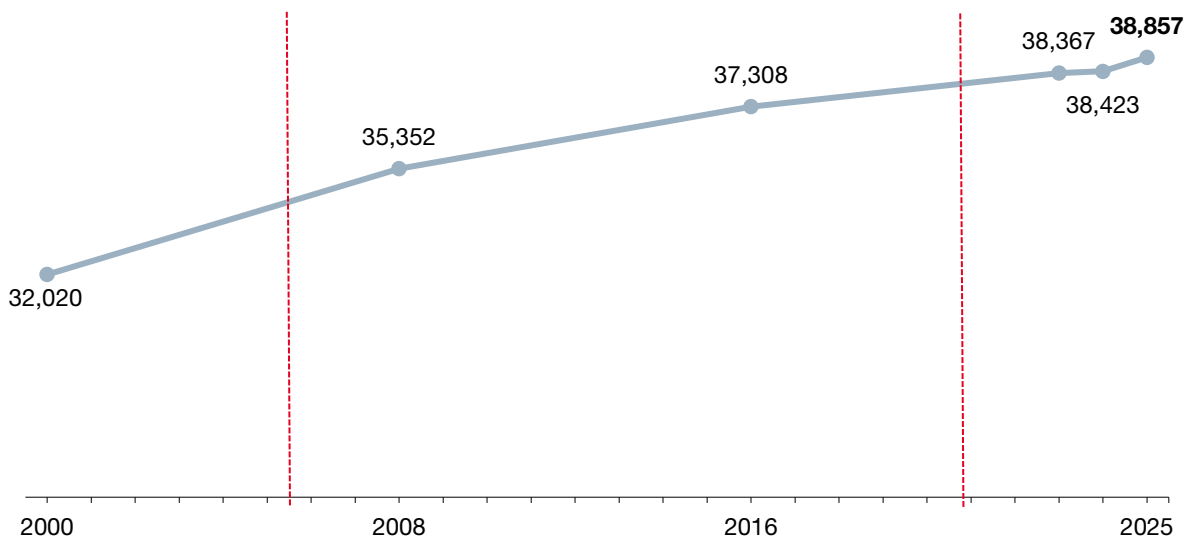
Since the first census in 1757, the Principality of Monaco has undergone numerous changes, particularly territorial ones. These events have had an impact on the size of the population over the centuries as well as on the frequency of the censuses, which were carried out every five to ten years between 1861 and 2023, and annually since then.

Figure 1. Change in the resident population from 1757 to 2025



Change in calculation method  
 Source: Monaco Statistics - Population censuses

Figure 2. Change in the resident population from 2000 to 2025



Change in the calculation method  
 Source: Monaco Statistics - Population censuses

As of 31 December 2025, the Principality of Monaco had 38,857 residents, 434 more than one year earlier (+1.1%).

The population has increased by nearly 7,000 inhabitants since 2000 and has almost doubled since 1951.

## 1.2. More than four residents in ten live in Monte-Carlo and La Rousse

The Principality's limited territory has an average population density of 18,681 inhabitants per square kilometre.

Monaco is administratively divided into ordered districts, each with its own specific characteristics. The size of the resident population varies greatly from one area to another.

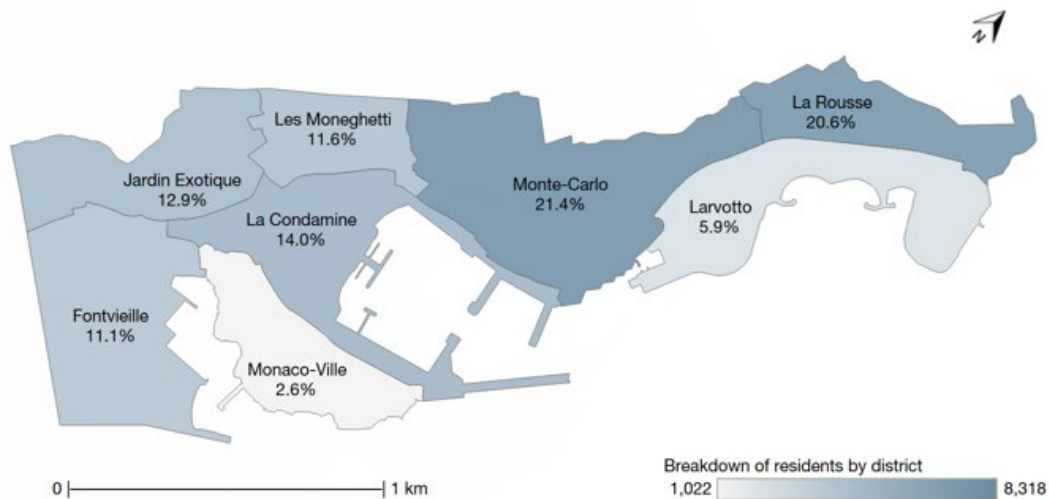
Table 1. Number of residents by district in 2025

	<b>Number of residents</b>	<b>Share</b>
Monte-Carlo	8,318	21.4%
La Rousse	7,992	20.6%
La Condamine	5,446	14.0%
Jardin Exotique	4,997	12.9%
Les Moneghetti	4,498	11.6%
Fontvieille	4,297	11.1%
Larvotto	2,287	5.9%
Monaco-Ville	1,022	2.6%
<b>Total</b>	<b>38,857</b>	<b>100%</b>

Source: Monaco Statistics - Population censuses

Monte-Carlo has more than 8,300 inhabitants, followed by La Rousse with nearly 8,000 residents. Together, these districts account for more than four residents in ten.

Figure 3. Breakdown of residents by district in 2025



Note: The districts are those defined by Sovereign Order No. 4,481 of 13 September 2013. Ravin Sainte-Dévote has been incorporated into the district of Les Moneghetti.

Source: Monaco Statistics - Population censuses

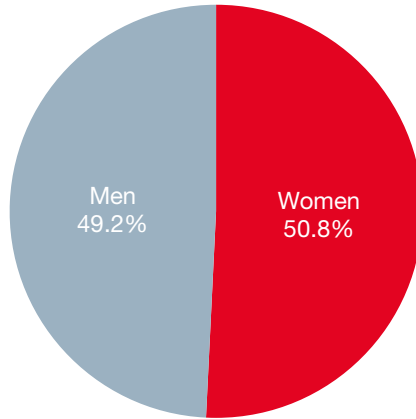
With just over 1,000 inhabitants, Monaco-Ville is the least populated district in the Principality (2.6%), followed by Larvotto (2,287 residents, or 5.9% of the population).

La Condamine and Jardin Exotique districts have 5,446 and 4,997 residents respectively, or 14.0% and 12.9% of the population. Les Moneghetti and Fontvieille, for their part, have relatively similar populations, with 4,498 and 4,297 residents, a little over 11% each.

### 1.3. A population moving towards gender parity

Like other countries on the European continent, the population of the Principality of Monaco has had a gender balance that has been moving towards parity for several decades.

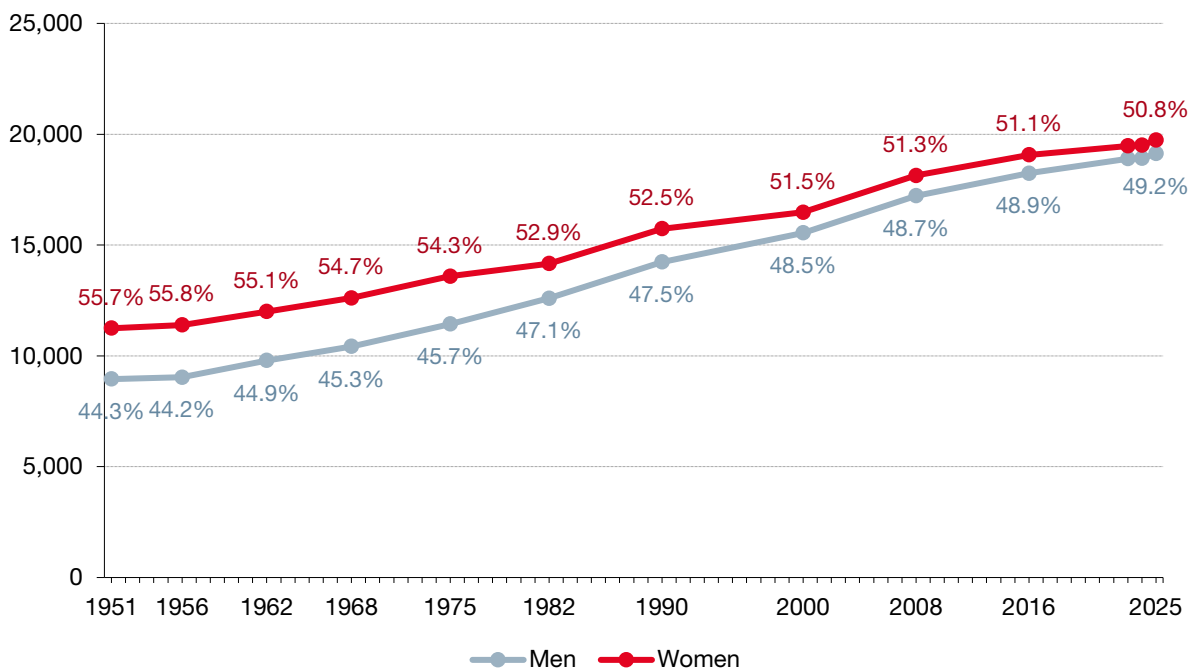
Figure 4. Breakdown of the resident population by gender in 2025



Source: Monaco Statistics - Population censuses

Women account for 50.8% of Monaco’s resident population in 2025, i.e. 19,730 women for 19,127 men.

Figure 5. Change in the breakdown of the resident population by sex from 1951 to 2025



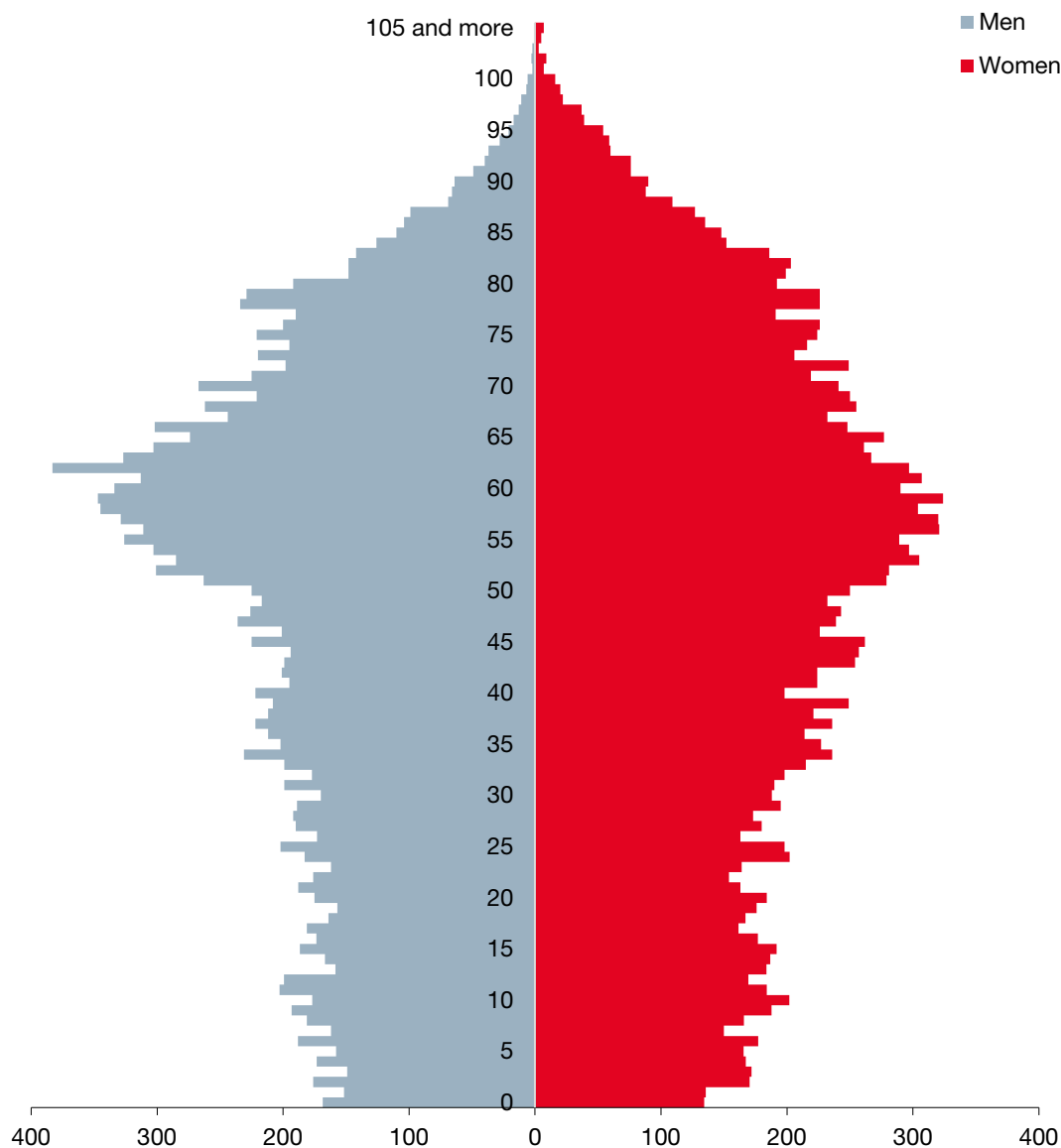
Source: Monaco Statistics - Population censuses

Since 1951, the breakdown between men and women has tended to balance out. The gender gap was 11.4 percentage points in 1951 and 5.0 points in 1990. In 2025, it is down to just 1.6 points.

## 1.4. An ageing resident population

The age pyramid of Monaco's residents has an atypical shape, characterised by a high proportion of people aged 45 to 64.

Figure 6. Resident population pyramid in 2025 (number of people)



Source: Monaco Statistics - Population censuses

Before age 30, the pyramid shows a very balanced distribution between women and men, with stable numbers ranging from 150 to 200 people per age and sex.

The 50-70 age group records the highest numbers, with at least 220 people per age and sex, reaching up to 383 men at age 62 compared with 324 women at age 59, which highlights a higher proportion of men in these ages.

From age 70 onwards, women become the majority in the resident population: they account for 54.1% of people aged 70 and over.

There are 60 centenarians in 2025, i.e. less than 0.2% of the population.

Table 2. Resident population by age group and sex in 2025

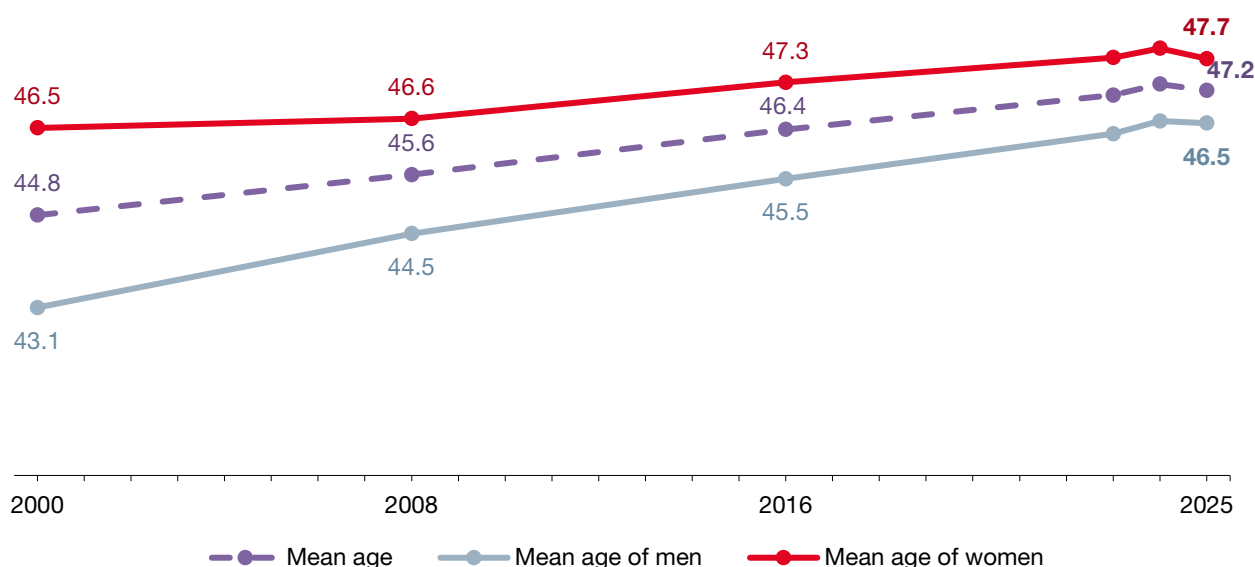
	Men	Women	Total	% Men	% Women	% Total
16 y/o and under	2,966	2,920	5,885	15.5%	14.8%	15.1%
17 to 24 y/o	1,386	1,372	2,758	7.2%	7.0%	7.1%
25 to 34 y/o	1,922	1,936	3,858	10.0%	9.8%	9.9%
35 to 44 y/o	2,067	2,304	4,371	10.8%	11.7%	11.2%
45 to 54 y/o	2,482	2,614	5,096	13.0%	13.2%	13.1%
55 to 64 y/o	3,318	2,980	6,298	17.3%	15.1%	16.2%
65 to 74 y/o	2,408	2,393	4,801	12.6%	12.1%	12.4%
75 y/o and over	2,578	3,212	5,790	13.5%	16.3%	14.9%
<b>Total</b>	<b>19,127</b>	<b>19,730</b>	<b>38,857</b>	<b>100%</b>	<b>100%</b>	<b>100%</b>

Source: Monaco Statistics - Population censuses

In 2025, nearly 5,800 people, or 14.9% of the population, are aged 75 and over. This is the age group in which the gap between women and men is the widest, with women accounting for 16.3% of the female population compared with 13.5% for men.

At the same time, residents under the age of 16 account for 15.1% of the population, a proportion that is almost identical to that of people aged 75 and over.

Figure 7. Change in the mean age of residents by sex from 2000 to 2025



Source: Monaco Statistics - Population censuses

Despite a slight decrease for the first time since 2000, the average age of residents is 47.2 years in 2025 (47.7 years for women compared with 46.5 years for men). It has increased by 2.5 years since 2000.

The gender gap has narrowed significantly since 2000, falling from 3.3 years in favour of women to 1.2 years in 2025.

## 1.5. One resident aged 18 or over in two is married

Five marital statuses are recognised under Monegasque law:

- single: a person who has never been married;
- married: a person who is married to another person of the opposite sex;
- widowed: a person whose spouse has died;
- divorced: a person whose marriage has been dissolved by a divorce decree or agreement, recorded in the margin of the marriage certificate and birth certificate;
- separated: a married person for whom a judgment of legal separation has been recorded in the margin of the marriage certificate.

**Table 3. Breakdown of the resident population by family situation in 2024 and 2025**

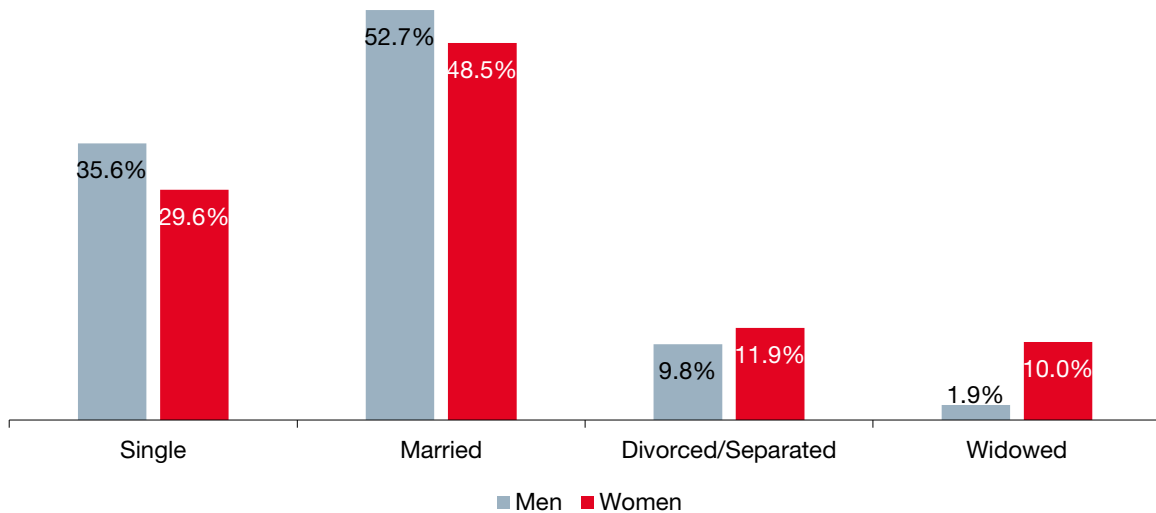
	2024	2025	Share	Variation 24/25
17 y/o and under	6,198	6,228		0.5%
Single	10,306	10,618	32.5%	3.0%
Married	16,328	16,499	50.6%	1.0%
Divorced/Separated	3,523	3,533	10.8%	0.3%
<i>Divorced</i>	3,171	3,192	9.8%	0.7%
<i>Separated</i>	352	341	1.0%	-3.2%
Widowed	2,067	1,980	6.1%	-4.2%
<b>Total</b>	<b>38,423</b>	<b>38,857</b>		<b>1.1%</b>

Note: Percentages are calculated for the population aged 18 and over.

Source: Monaco Statistics - Population censuses

In 2025, among the 32,629 adult residents, more than half are married (16,499) and nearly a third are single (32.5%).

**Figure 8. Family situation of residents aged 18 or over by gender in 2025**



Note: Percentages are calculated for the population aged 18 and over.

Source: Monaco Statistics - Population censuses

Men are proportionally more likely to be married than women (52.7% compared with 48.5%), while women are slightly more likely to be divorced or separated and significantly more likely to be widowed.

## 1.6. Monegasques, French and Italians are the three main nationalities

In 2025, Monaco, a cosmopolitan city-state, is home to 144 different nationalities on its 2 km<sup>2</sup> territory.

Table 4. Most common nationalities of residents, rate of multinationality, breakdown by sex and mean age in 2025

	<b>Number</b>	<b>Share of total population</b>	<b>% of multi nationalities</b>	<b>Share of men</b>	<b>Share of women</b>	<b>Mean age</b>
Monegasque	9,333	24.0%	n.a.	46.0%	54.0%	45.4
French	8,270	21.3%	6.9%	48.1%	51.9%	46.3
Italian	7,559	19.5%	11.0%	54.1%	45.9%	48.6
British	3,081	7.9%	23.4%	54.5%	45.5%	49.2
Swiss	1,237	3.2%	25.1%	52.0%	48.0%	53.0
Russian	1,209	3.1%	41.9%	41.5%	58.5%	42.0
Belgian	1,038	2.7%	9.5%	53.2%	46.8%	51.5
German	986	2.5%	15.3%	51.0%	49.0%	48.1
Dutch	503	1.3%	9.0%	53.3%	46.7%	52.7
Portuguese	492	1.3%	12.9%	52.0%	48.0%	42.9
American	485	1.2%	43.8%	39.8%	60.2%	41.5
Greek	454	1.2%	15.8%	54.2%	45.8%	51.6
Canadian	416	1.1%	40.3%	50.6%	49.4%	51.3
Spanish	366	0.9%	31.3%	53.3%	46.7%	47.9
Ukrainian	361	0.9%	15.9%	33.8%	66.2%	34.6
Swedish	350	0.9%	13.4%	47.5%	52.5%	44.1
Australian	276	0.7%	36.7%	54.2%	45.8%	44.9
Danish	269	0.7%	8.2%	58.5%	41.5%	44.1
Romanian	261	0.7%	15.8%	34.6%	65.4%	40.4
Austrian	233	0.6%	14.9%	57.2%	42.8%	48.6
Cypriot	225	0.6%	71.4%	53.9%	46.1%	41.1
Irish	223	0.6%	36.6%	54.7%	45.3%	49.0
Lebanese	223	0.6%	44.6%	50.5%	49.5%	51.5
Brazilian	214	0.6%	56.9%	40.2%	59.8%	42.8
Filipino	205	0.5%	4.9%	27.0%	73.0%	52.1
Israeli	191	0.5%	68.1%	55.3%	44.7%	48.6
Polish	189	0.5%	23.7%	43.3%	56.7%	43.6
Turkish	182	0.5%	56.9%	54.0%	46.0%	57.0
Moroccan	179	0.5%	14.0%	42.1%	57.9%	54.6
Maltese	129	0.3%	70.9%	48.7%	51.3%	45.0

Note: Some residents have more than one nationality. In that case, they are counted in as many communities as they have nationalities. On the other hand, Monegasques, whether they have a single nationality or several, are only counted as Monegasque.

Source: Monaco Statistics - Population censuses

With 9,333 people in 2025, or nearly a quarter of the resident population, Monegasques remain the leading nationality in the Principality since 2023. They are followed by the French (8,270) and the Italians (7,559). The British number more than 3,000, while the Swiss, Russian and Belgian communities each account for between 1,000 and 1,300 nationals.

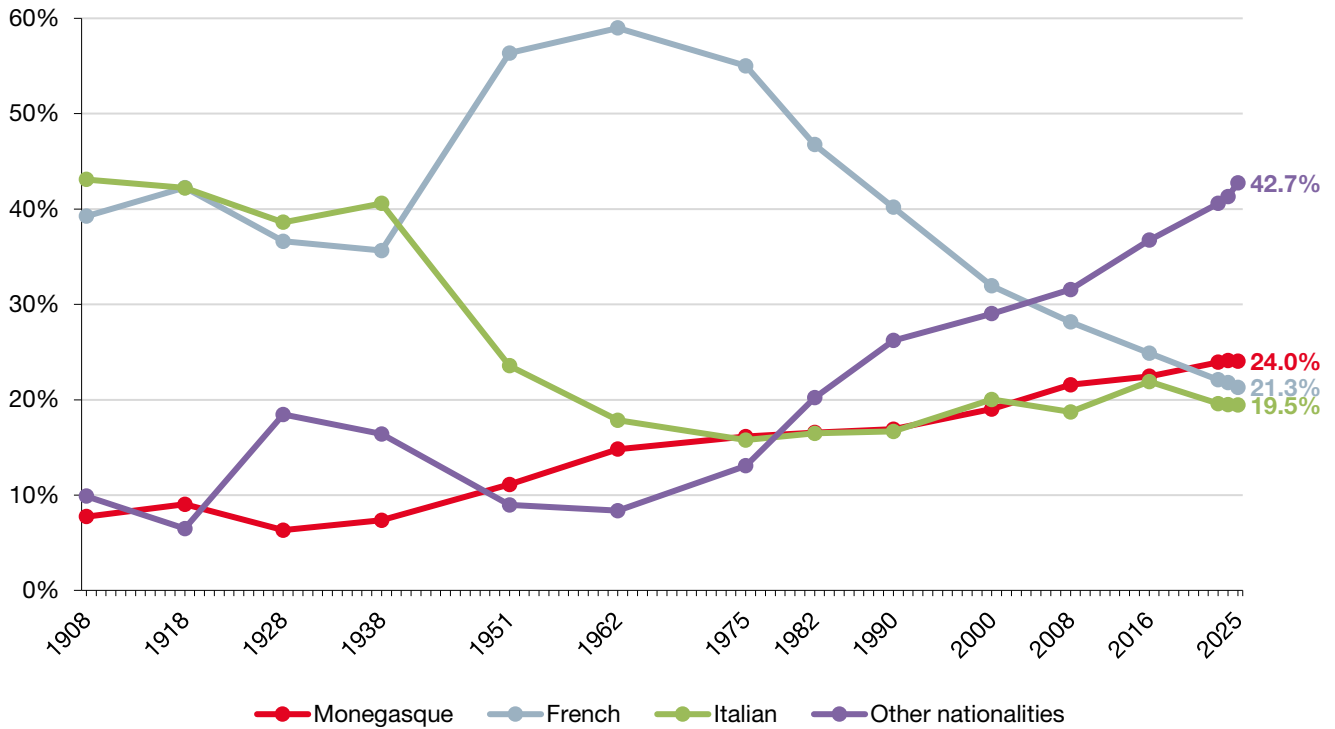
Cypriots, Maltese and Israelis are the nationalities in the top 30 with the highest proportion of multinationals, with seven residents out of ten. The Danes have the highest proportion of men (58.5%), while the Filipinos have the highest proportion of women (73.0%).

Monegasques and French have a relatively close mean age, at 45.4 years and 46.3 years respectively. Ukrainians have the youngest average age, at 34.6 years, while Turks have the highest, at 57.0 years.

## 1.7. The growth of international communities over the censuses

Changes in the population over time result from various phenomena, the main ones being the natural balance (the difference between the number of births and deaths over the period) and net migration (the difference between arrivals and departures in the territory). In terms of statistics by nationality, the acquisition of Monegasque nationality through naturalisation or marriage may also play a role.

Figure 9. Change in the most represented nationalities from 1908 to 2025



Note: Some residents have more than one nationality. In that case, they are counted in as many communities as they have nationalities. On the other hand, Monegasques, whether they have a single nationality or several, are only counted as Monegasque. As a result, the total of the shares presented is greater than 100%.

Source: Monaco Statistics - Population censuses

Monegasques have been the leading nationality represented in the Principality since 2023, reaching 24.0% of the population in 2025. Historically a minority, with fewer than one resident in ten between 1908 and 1938, their share has increased steadily since then.

By contrast, the share of French residents, which accounted for nearly 60% of residents in 1962, has continued to decline and now stands at 21.3% in 2025. The proportion of Italians has remained relatively stable over the long term, now reaching 19.5%.

The share of other nationalities has continued to grow since the 1960s: it represented less than 10% of the population at the time, compared with 42.7% in 2025.

Table 5. The 30 most represented nationalities in 2016, 2024 and 2025

	2016	2024	2025	Var 24/25 in value	Var 16/25 in value
British	2,795	2,918	3,081	+163	+285
Italian	8,172	7,482	7,559	+76	-615
Monegasque	8,378	9,262	9,333	+71	+954
German	907	942	986	+44	+78
Ukrainian	99	319	361	+43	+261
Canadian	311	376	416	+41	+104
American	366	448	485	+37	+118
Cypriot	64	193	225	+32	+160
Spanish	294	334	366	+32	+71
Swiss	1,187	1,208	1,237	+28	+49
Israeli	51	164	191	+26	+139
Australian	173	251	276	+25	+102
Irish	173	206	223	+17	+49
Brazilian	160	197	214	+17	+53
Romanian	163	244	261	+17	+97
Russian	749	1,193	1,209	+16	+460
Turkish	90	167	182	+15	+91
Polish	123	176	189	+13	+65
Swedish	323	341	350	+9	+27
Belgian	1,073	1,029	1,038	+9	-36
Greek	401	446	454	+8	+51
Danish	248	262	269	+8	+20
Dutch	555	496	503	+7	-53
Maltese	13	125	129	+4	+115
Moroccan	239	180	179	-1	-61
Austrian	238	234	233	-1	-7
Filipino	167	209	205	-3	+37
Portuguese	523	497	492	-5	-32
Lebanese	195	228	223	-5	+27
French	9,286	8,371	8,270	-100	-1,017

Note 1: Some residents have more than one nationality. In that case, they are counted in as many communities as they have nationalities. On the other hand, Monegasques, whether they have a single nationality or several, are only counted as Monegasque.

Note 2: Negative variations should be treated with caution. Indeed, part of the decrease in the number of nationals of a given nationality may correspond to residents who acquired Monegasque nationality between 2024 and 2025.

Source: Monaco Statistics - Population censuses

Between 2024 and 2025, the British population recorded the strongest increase, with 163 additional residents in one year, followed by the Italians (+76) and the Monegasques (+71).

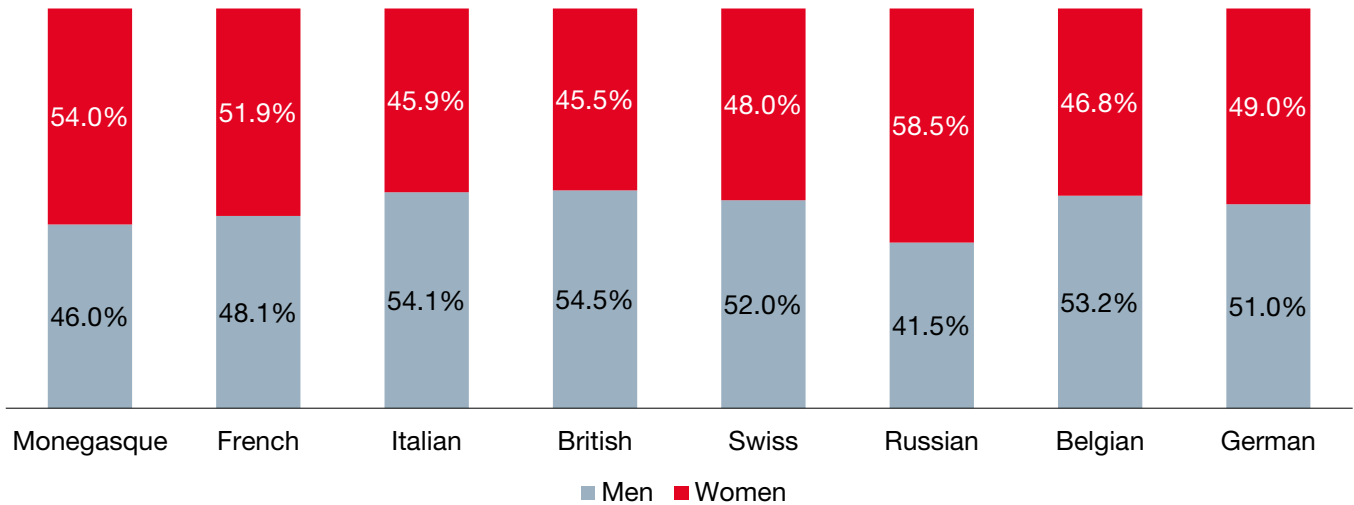
Since 2016, the number of Monegasque residents has increased by nearly 1,000, and the number of Russian nationals has increased by 460 people.

By contrast, the number of French residents decreased by 100 over one year and by more than 1,000 since 2016.

## 1.8. Demographic characteristics that differ by nationality

Some disparities appear among nationals of the most represented nationalities in 2025.

Figure 10. Breakdown of men and women by nationality in 2025



Source: Monaco Statistics - Population censuses

Among Monegasques, French and Russians, women are more represented than in the resident population as a whole (50.8%), reaching 58.5% in the latter community. The Italian, British, Swiss, Belgian and German populations, by contrast, are predominantly male.

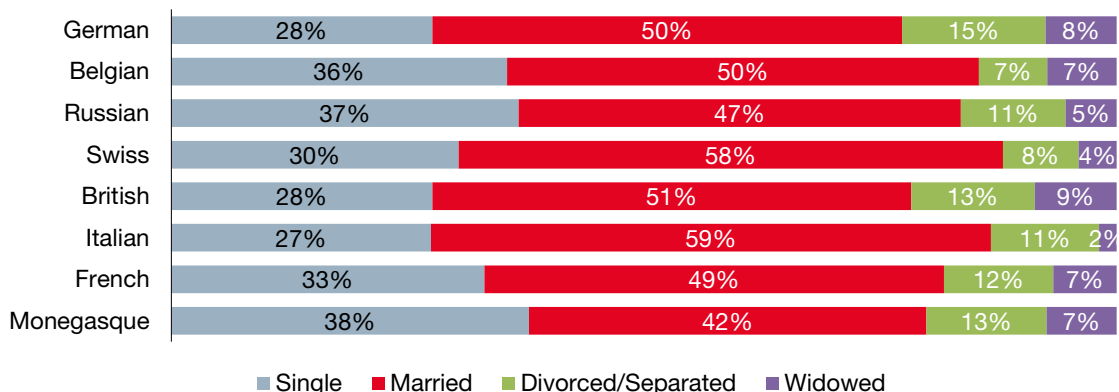
Table 6. Mean age by sex and nationality in 2025

Nationality	Men	Women	Total
Monegasque	42.7	47.8	45.4
French	43.3	49.0	46.3
Italian	49.1	48.0	48.6
British	51.2	46.8	49.2
Swiss	52.3	53.7	53.0
Russian	42.0	42.0	42.0
Belgian	51.4	51.6	51.5
German	47.0	49.3	48.1

Source: Monaco Statistics - Population censuses

The mean age of nationals of the four main nationalities is close to the overall figure, give or take two years (47.2 years for reference). Residents of Swiss and Belgian nationality are, by contrast, significantly older on average, at +5.8 years and +4.3 years respectively, while Russians are younger (-5.2 years).

Figure 11. Family situation of residents aged 18 or over by nationality in 2025



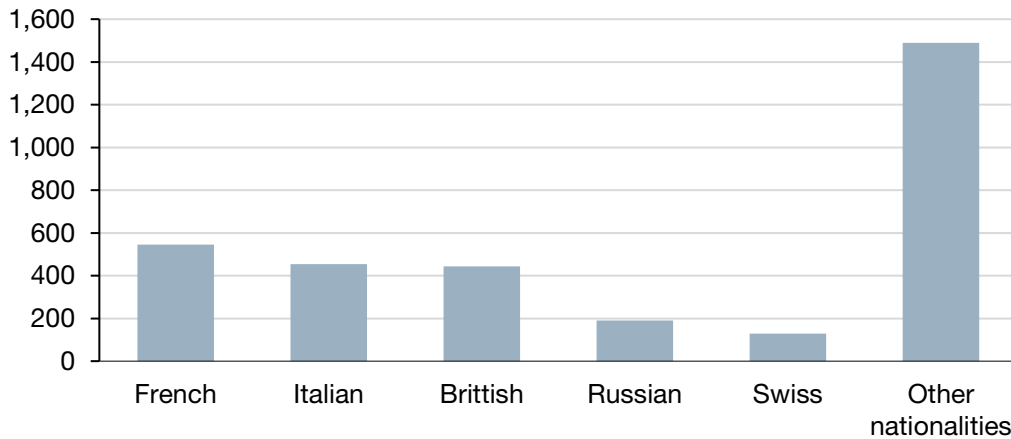
Source: Monaco Statistics - Population censuses

British and Russian residents are relatively more often married than those of other nationalities.

## 1.9. More than 2,700 new residents

Among the people counted in Monaco in 2025, more than 2,700, or nearly 7%, are non-Monegasque residents aged over 18 who settled in the Principality within the last three years. The same main nationalities (French, Italian, British, Russian, and Swiss) are represented among these “new residents.”

**Figure 12. Distribution of new residents by nationality**



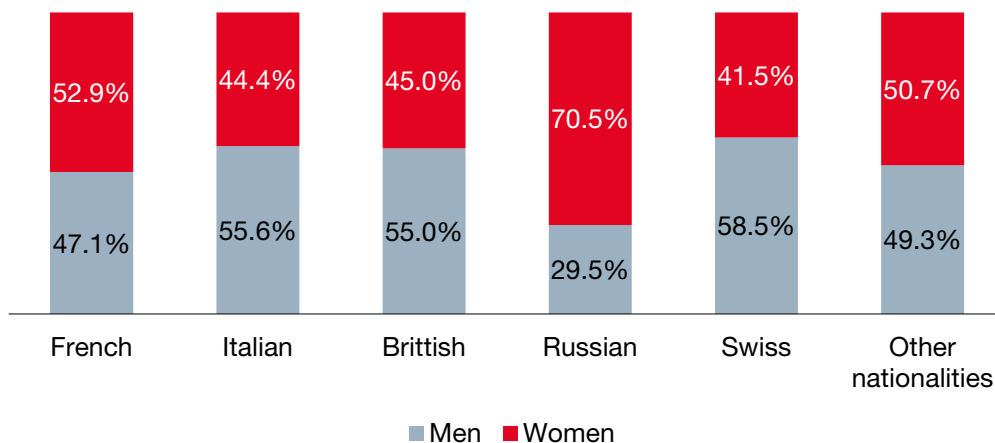
Note: Some residents hold multiple nationalities. They are therefore counted in each community corresponding to one of their nationalities.

Scope: Non-Monegasque aged > 18 residents who arrived between 2023 and 2025.

Sources: Police department, Monaco Statistics – Population Census 2025

Although the French community has declined the most in recent years in the Principality, the majority of foreign residents aged over 18 who have become residents of Monaco since 2023 are French, at nearly 550 people. Italians and British each account for around 450 arrivals over the period. 190 Russians settled in the Principality over the last three years, and nearly 1,500 new arrivals were of another nationality.

**Figure 13. Distribution of residents aged 18 or over who arrived between 2023 and 2025 by sex and nationality**



Scope: Non-Monegasque aged > 18 residents who arrived between 2023 and 2025.

Sources: Police department, Monaco Statistics – Population Census 2025

Since 2023, adult French residents in the Principality have been a majority of women, at 52.9% compared with 47.1% men. The Italian, British, and Swiss populations are, by contrast, clearly more male, and among adult Russian nationals who arrived between 2023 and 2025, more than seven in ten are women.

The same observation applies to the age of new residents, for which differences appear according to nationality.

Table 7. Mean age at settlement of 18+ residents who arrived between 2023 and 2025 by sex and nationality

	Men	Women	Total
French	41.3	38.4	39.8
Italian	43.3	41.9	42.7
British	50.0	48.7	49.4
Russian	47.4	43.2	44.4
Swiss	49.7	48.9	49.4

Scope: Non-Monegasque 18+ residents who arrived between 2023 and 2025.

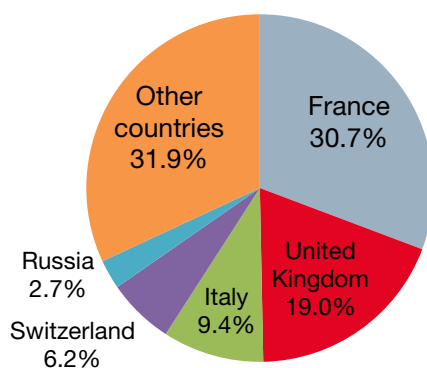
Sources: Police department, Monaco Statistics – Population Census 2025

With an average age of 39.8, adult French residents who have settled since 2023 are younger than new residents of other nationalities. By contrast, British and Swiss nationals who settled recently in the Principality did so at an older age, with an average of 49.4.

Among the nationalities most represented among new arrivals, Russians show the largest age gap between men and women, at 4.2 years, followed by French nationals at 2.8 years. Italians, British, and Swiss nationals also show a gap still in favour of men, albeit to a lesser extent.

However, Analysing arrivals by nationality alone is not enough to fully reflect changes within a community. It is also useful to consider the country of origin of new residents for a more complete picture. Indeed, while almost all 18+ French residents who settled in Monaco since 2023 come from France (91.9%), three quarters of British residents previously lived in the United Kingdom, less than half of Italian nationals (47.9%) are originally from Italy, and less than a quarter of Russians come from the Russian Federation.

Figure 14. Distribution of 18+ residents who arrived between 2023 and 2025 by country of origin.



Scope: Non-Monegasque 18+ residents who arrived between 2023 and 2025.

Sources: Police department, Monaco Statistics – Population Census 2025

More than 30% of adult foreign residents who settled in Monaco after 2023 come from France, the most represented country of origin. Nearly one in five had been living in the United Kingdom before arriving in the Principality, and almost one in ten had lived in Italy.

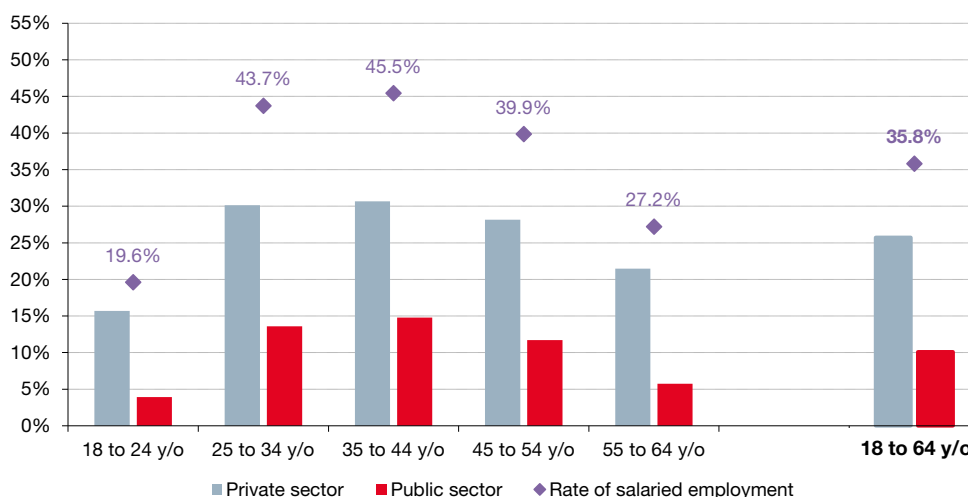
Switzerland as a country of origin is more represented than Swiss nationality, at 6.2% versus 4.8%. Germany is the fifth country of origin among new residents, at 2.7%, and nearly one in three new residents comes from a country outside the top five.

## 1.10. More than one-third of residents are employed in Monaco

Located between French municipalities and close to the Italian border, Monaco is a major employment hub on the Côte d'Azur. Monegasque businesses and administrations employ more than 65,000 workers, the vast majority of whom live outside the Principality, with nearly nine in ten not residing in Monaco.

Among working residents in Monaco, professional situations vary: employees, self-employed workers, business owners, ect. Furthermore, these activities may be carried out in the Principality or elsewhere. Here, only Monaco residents of working age, 18 to 64, who hold salaried jobs in the territory in 2025 are considered.

Figure 1. Rate of salaried<sup>1</sup> employment in Monaco among residents by age group and sector in 2025



Sources: *Caisses Sociales de Monaco, Human Resources and Training Department, Monaco Statistics – 2025 Population census*

The salaried employment rate in Monaco among residents aged 18 to 64 is 35.8% in 2025, with 25.7% working in the private sector and 10.1% in the public sector. The share of resident salaried workers is highest among those aged 35 to 44, where more than 30% work in the private sector and nearly 15% in the public sector, for a total of 45.5% in salaried employment.

Table 8. Rate of salaried employment in Monaco among residents by age group in 2024 and 2025

	2024	2025
18 to 24 y/o	18.8%	19.6%
25 to 34 y/o	45.2%	43.7%
35 to 44 y/o	46.4%	45.5%
45 to 54 y/o	41.1%	39.9%
55 to 64 y/o	27.4%	27.2%
<b>18 to 64 y/o</b>	<b>36.5%</b>	<b>35.8%</b>

Sources: *Caisses Sociales de Monaco, Human Resources and Training Department, Monaco Statistics – Population censuses*

The salaried employment rate in Monaco among residents declined slightly between 2024 and 2025, by 0.7 percentage points. The trends differ by age: the rate increased among those aged 18 to 24, fell for the 25 to 54 age groups, and remained broadly stable among those aged 55 to 64.

<sup>1</sup> The salaried employment rate in Monaco among residents is the number of residents holding salaried employment in Monaco (private or public sector) relative to the total resident population. It is calculated for age groups in which people are generally active, that is, from 18 to 64 years old.

## 1.11. The Monaco *crèches* welcome four in ten resident children aged 2 and under

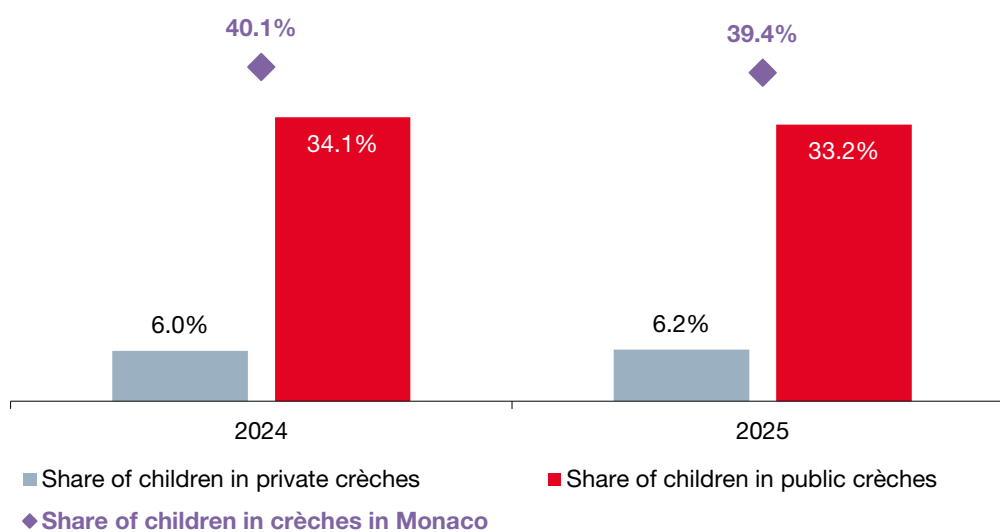
The Principality of Monaco has 15 early-years childcare facilities on its territory, including 13 public ones: 8 collective *crèche*, 1 family *crèche*, 3 *microcrèche*, and 1 early-learning garden. They can also admit young children who are neither Monegasque nor residents, under certain conditions, just as schools do. Here, the children considered are residents in 2025 who attend a public or private *crèche* located in Monaco.

Table 9. Number of resident children aged 0 to 2 attending *crèche* in Monaco by sector in 2024 and 2025

	2024	2025	Variation 24/25
Resident children attending <i>crèches</i> in Monaco	385	369	-4.2%
<i>of which in public crèches</i>	327	311	-4.9%
<i>of which in private crèches</i>	58	58	0.0%

Sources: Monaco City Hall, Princess Grace Hospital Center, Monegasque Red Cross, Monaco Statistics – Population Censuses

Figure 16. Share of resident children aged 0 to 2 attending *crèches* in Monaco by sector in 2024 and 2025



Sources: Monaco City Hall, Princess Grace Hospital Center, Monegasque Red Cross, Monaco Statistics – Population Censuses

In 2025, 39.4% of children aged 2 and under living in Monaco are enrolled in *crèches*, a very slight decrease from 2024 (40.1%). At the same time, the number of resident children enrolled falls from 385 to 369.

The share of children attending private nurseries is almost stable, up by 0.2 points, while the share attending public nurseries falls by 0.9 points.

## 2. Key housing characteristics

### 2.1. More than 22,500 housing units were recorded in Monaco in 2025

Beyond counting residents, the census also aims to count the housing units used for residential purposes in a territory. The register-based approach makes it possible to obtain this information and covers those built by 31 December 2025, thus excluding buildings still under construction or those that had been demolished by that date.

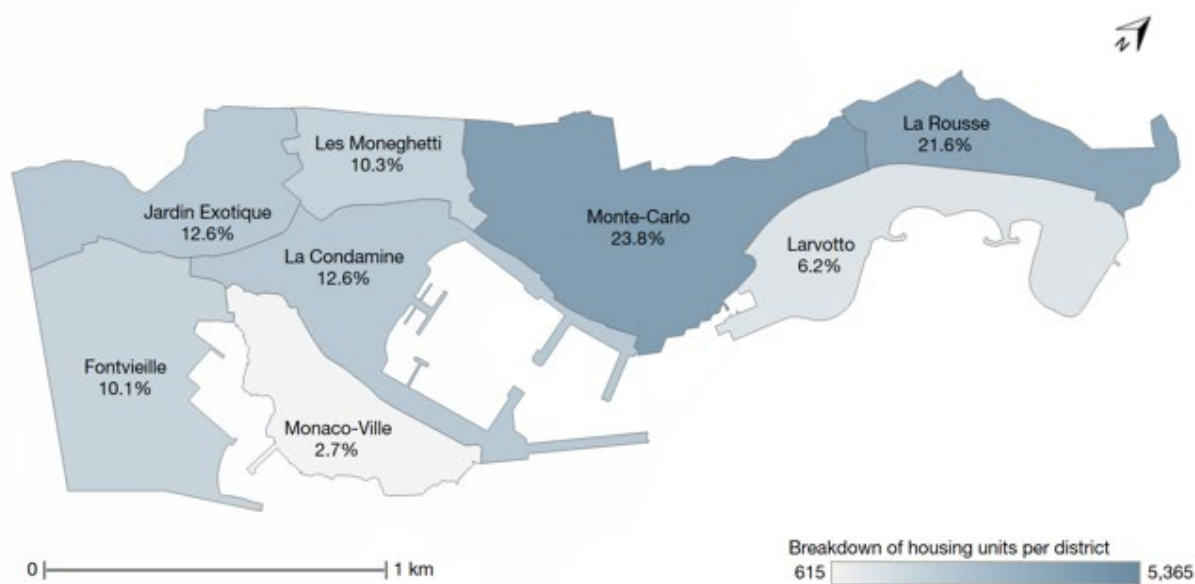
Table 10. Number of housing units by district in 2024 and 2025

	2024	2025	Var 24/25
Monte-Carlo	5,434	5,365	-1.3%
La Rousse	4,811	4,885	1.5%
La Condamine	2,744	2,854	4.0%
Jardin Exotique	2,709	2,852	5.3%
Les Moneghetti	2,203	2,335	6.0%
Fontvieille	2,274	2,280	0.3%
Larvotto	1,392	1,391	-0.1%
Monaco-Ville	601	615	2.3%
<b>Total</b>	<b>22,168</b>	<b>22,577</b>	<b>1.8%</b>

Source: Monaco Statistics - Population censuses

In 2025, the Principality counts 22,577 housing units, up 1.8% year on year.

Figure 17. Distribution of housing units by district in 2025



Note: The districts are those defined by Sovereign Ordinance No. 4.481 of 13 September 2013. “Ravin Sainte-Dévote” has been included in the “Les Moneghetti” district.

Source: Monaco Statistics – 2025 Population census

Monte-Carlo and La Rousse together account for more than 10,200 housing units, or 45.4%. Larvotto and Monaco-Ville are the districts with the fewest dwellings, with 1,391 and 615 respectively.

The other four districts: “La Condamine, Jardin Exotique, Les Moneghetti, and Fontvieille” each have between 2,200 and 2,900 housing units.

## 2.2. The vast majority of housing units in Monaco are in the private sector

In this section, housing units, regardless of their regulatory status, are distinguished by ownership: on one side, the state-owned housing stock, consisting of homes owned by the Monegasque state, and on the other, the private sector.

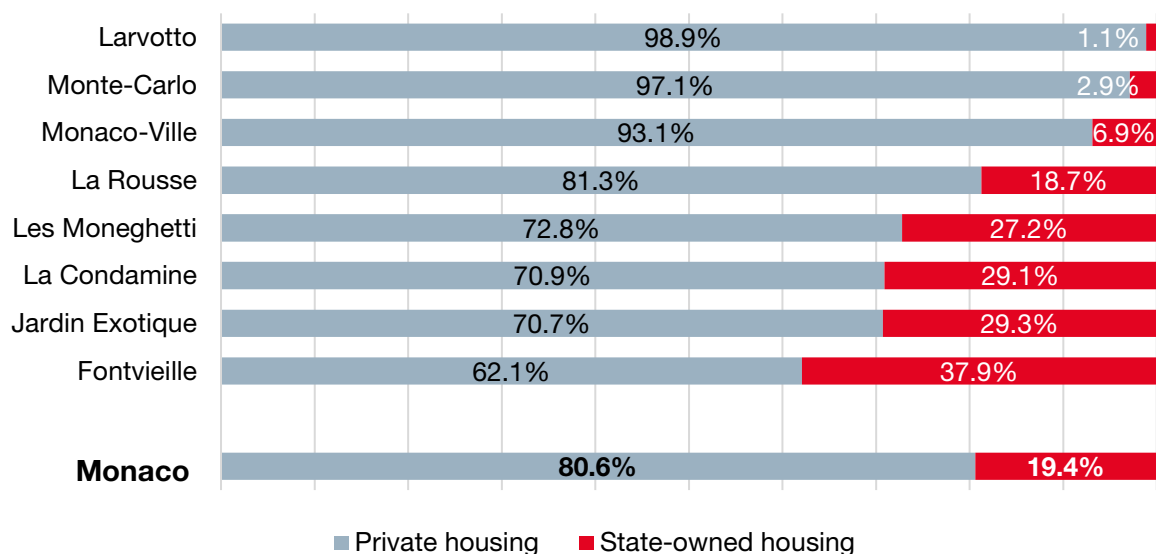
Tableau 11. Breakdown of housing units by district and sector in 2025

	Nombre de logements privés	Nombre de logements domaniaux	Nombre total de logements
Monte-Carlo	5,193	172	5,365
La Rousse	3,979	906	4,885
La Condamine	2,029	825	2,854
Jardin Exotique	1,915	937	2,852
Les Moneghetti	1,719	616	2,335
Fontvieille	1,414	866	2,280
Larvotto	1,375	16	1,391
Monaco-Ville	573	42	615
<b>Total</b>	<b>18,197</b>	<b>4,380</b>	<b>22,577</b>

Source: Monaco Statistics – 2025 Population census

In 2025, the Principality has nearly 18,200 private dwellings (80.6%) and 4,380 state-owned dwellings (19.4%). The Jardin Exotique is now the district with the largest number of state-owned dwellings (937).

Figure 18. Distribution of private and state-owned dwellings by district in 2025



Source: Monaco Statistics – 2025 Population census

There are significant disparities between districts in terms of state-owned dwellings. Fontvieille has the highest share, with 37.9% of its housing stock belonging to the State, followed by Jardin Exotique, La Condamine, and Les Moneghetti, where around three dwellings in ten are also state-owned.

Despite its 5,365 dwellings, Monte-Carlo has only 172 state-owned units, or 2.9%. Larvotto has the lowest share of state-owned dwellings, at 1.1%.

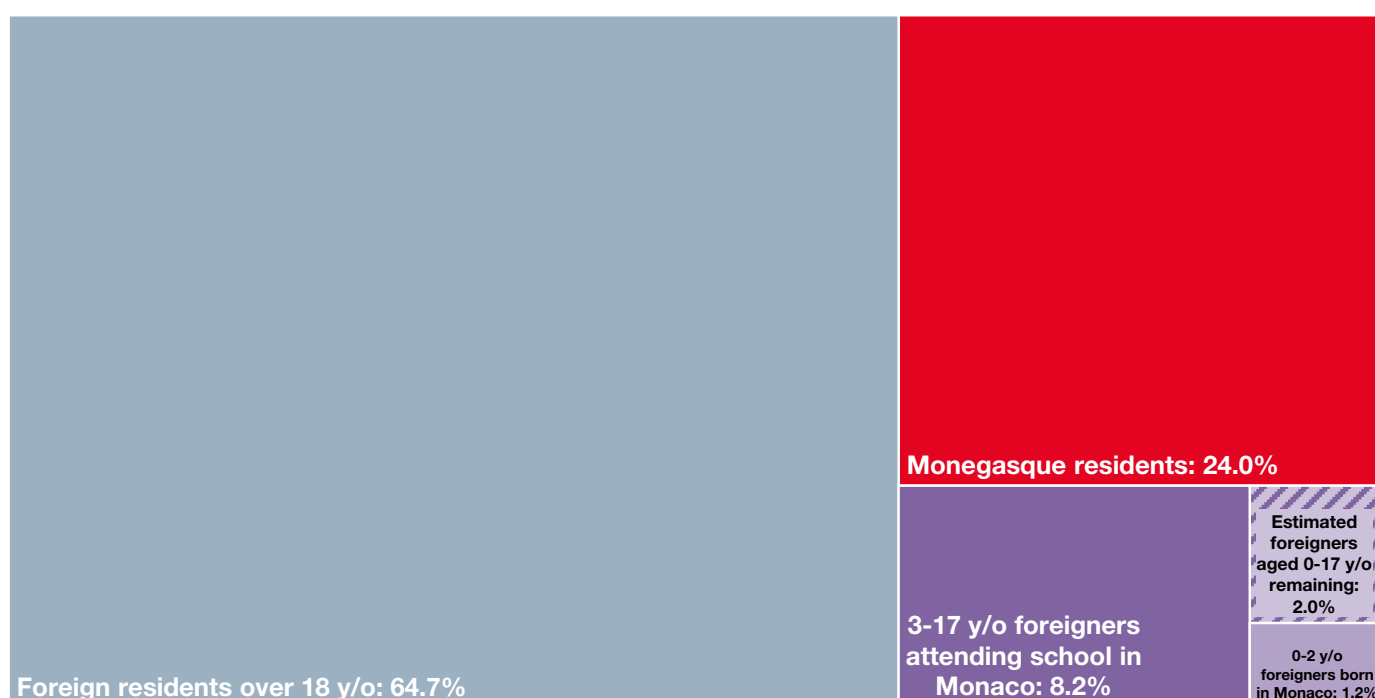
## Methodological notes

The register-based census involves bringing together the various existing databases and information systems, namely:

- Data on Monegasque nationals from the Civil Status and Nationality Department of Monaco City Hall;
- Data on residence permits issued by the Police Department (Direction de la Sûreté Publique - DSP);
- Data on pupils attending school in Monaco from the Department of Education, Youth and Sport (Direction de l'Éducation Nationale de la Jeunesse et des Sports - DENJS);
- Data on births in Monaco from the Civil Status and Nationality Department of Monaco City Hall.

The remaining population (foreign minors aged 3 to 17 not attending school in the Principality, foreign children born outside Monaco between 2023 and 2025) is estimated on the basis of 2016 census data.

### Distribution of the resident population in 2025



Source: Monaco Statistics – 2025 Population census

The aim is to obtain a database containing as much common information as possible between the various registers. The variables selected for each observation are as follows:

- age;
- gender;
- the number of different nationalities;
- nationality or nationalities (from 1 to 4, corresponding to the maximum number of multiple nationalities observed for a single resident in the source files used);
- family situation.

## ► Monegasque nationals

The Civil Status and Nationality Department of the Monaco City Hall updates the “sommier” (register of Monegasque nationals), which includes information such as each person's address. **Only Monegasque nationals declaring that they reside in the Principality have been included in this database for the census.**

The family situation of Monegasques is known only for the complete population, without any details concerning residence. Therefore, for each age/gender combination, the percentage of residents is applied to the breakdown by family situation.

## ► Foreign nationals over the age of 18

The DSP issues a residence permit to any foreign national aged 16 or over wishing to stay in Monaco for more than three months or wishing to take up residence here. To avoid double counting with the register of schoolchildren, **only foreign residents aged 18 and over holding a residence permit have been considered in the census.**

## ► Foreign nationals aged 3 to 17

### *Foreigners aged 3-17 attending school in Monaco*

The DENJS has a database of all pupils attending school in the Principality of Monaco in the public and private sectors (under contract and not). To avoid double counting, with the residence permit register, **only resident pupils of foreign nationality aged between 3 and 17 inclusive have been included in this database for the census.**

### *Foreigners aged 3-17 not attending school in Monaco*

Foreign children aged 3 to 17 not attending school in the Principality were estimated using the percentage of children not attending school in the Principality observed in the 2016 Census.

The population aged 3 to 5 was isolated, given the significant variation in this rate at these ages, due to the gradual entry of children into nursery school: 25.3% at 3 years, 13.6% at 4 years and 7.9% at 5 years. The rate observed in 2016 for the population aged 6 to 10 (11.5%) was applied to estimate foreign minors aged 6 to 10 not attending school in the Principality, and the same for those aged 11 to 17 (17.7%).

## ► Children under 3

The Civil Status and Nationality Department of the Monaco City Hall is also responsible for registering life events occurring in the Principality, such as births. To count children aged 0 to 2 of foreign nationality born and living in the Principality (resident father or mother), **only births occurring in Monaco between 2023 and 2025 have been considered in this database for the census.**

Finally, the number of foreign children born outside Monaco between 2023 and 2025 was estimated based on the proportion of foreign children aged under one and born outside Monaco recorded in 2016.

The nationality of these children was determined on the basis of the distribution observed among 6-16 year olds, the closest known population in age. Only the 30 most common combinations of nationalities were considered.

## ► Breakdown of residents by district

### *Housings*

Two data sources are used for housing data:

- Address database of the Department of Forward Studies, Urban Planning and Mobility (Direction de la Prospective de l'Urbanisme et de la Mobilité - DPUM), which lists all the buildings in Monaco and the number of private and state-owned housing units in each;
- Export of all state-owned housing from the State Property Authority.

This second source replaces the data relating to public housing in the DPUM address database.

### *Residents*

To estimate the number of residents per district, the distribution of housing units in 2025 and the size of households per district established in the 2016 census were used.

By multiplying the number of housing units by the size of households, a projected population is obtained, from which the distribution by district is determined.

The estimated resident population per district is obtained by applying this breakdown to the actual population of the 2025 census (38,857).

# 2025 Population census

*May 2026*

To read Monaco Statistics publications: [imsee.mc/en/publication](https://imsee.mc/en/publication)

To follow the latest news from Monaco Statistics: [imsee.mc/en/agenda](https://imsee.mc/en/agenda)

To subscribe to the Monaco Statistics newsletter: [imsee.mc/en/newsletter](https://imsee.mc/en/newsletter)

To visit our LinkedIn page: [linkedin.com/company/imsee](https://linkedin.com/company/imsee)

INSTITUT MONÉGASQUE DE LA STATISTIQUE ET DES ÉTUDES  
ÉCONOMIQUES  
9 rue du Gabian  
98000 MONACO  
[imsee.mc](https://imsee.mc)

